





LEGAL NOTICE

Publisher: SWAROVSKI OPTIK KG,
Daniel-Swarovski-Strasse 70, 6067 Absam, Austria;
Concept & Design: Gruppe am Park,
Schillerstrasse 1, 4020 Linz, Austria,
in cooperation with SWAROVSKI OPTIK KG.
All image rights owned by SWAROVSKI OPTIK.



CONTENTS

06	SWAROVSKI OPTIK UNDER THE SCOPE
18	DRIVEN HUNT
26	SPECIAL FEATURE: WHITE GHOST
34	LONG-RANGE SHOOTING
44	DID YOU KNOW?
46	VERSATILITY OF HUNTING
58	SWAROVSKI OPTIK'S DEVELOPMENT
66	MOUNTAIN HUNTING EXPERIENCE
78	HIDE HUNTING
88	DIGISCOPING
102	SWAROVSKI OPTIK QUALITY STANDARDS
112	SERVICE & MAINTENANCE
116	PRODUCT OVERVIEW
132	SWAROVSKI OPTIK – THE COMPANY







SWAROVSKI OPTIK UNDER THE SCOPE

ON THE *QUEST FOR PRECISION*

We are delighted about your interest in SWAROVSKI OPTIK. We want to give you a glimpse of our production facilities by inviting you on a tour. Carina Schiestl-Swarovski, Chairwoman of the Executive Board, will be your guide, as she enlightens you about the company and its history. As the granddaughter of the company's founder Wilhelm Swarovski, she has known the company from an early age, which means that she can show you the most interesting places on this site covering 39,000 m² (420,000 ft²), and offer some quite special insights. While doing so, Carina Schiestl-Swarovski will explain what makes SWAROVSKI OPTIK what it is today. Enjoy your tour of discovery!



1 SEEING AND *PRESERVING BEAUTY*

Welcome to the world of SWAROVSKI OPTIK. We consider ourselves very lucky to manufacture products that bring people closer to the beauty of nature. But we are also very well aware that we can only enjoy unforgettable visual experiences if our environment is intact and the biodiversity of flora and fauna is preserved. Therefore, every action we take is guided by the thought of showing nature the utmost appreciation and saving resources.



2 INSPIRED BY *TYROLEAN TRADITION*

Our staff numbering more than 800 are greeted every day by this spectacular mountain panorama. We strongly believe that customers who opt for a top-class quality product take particular care about where and how it is manufactured. This is why the company and production site is of paramount importance to us, and why there is a definite commitment to this location, set in the midst of the most magnificent Tyrolean mountain range. As a family firm, we act with a large measure of responsibility toward our customers, workforce, the region, as well as future generations. SWAROVSKI OPTIK takes the long view on this because we're not thinking just about the next five or ten years, but about future generations.

3 SUSTAINABILITY WITH *RESPONSIBILITY*

Anyone who is surrounded by such natural beauty, like we are at SWAROVSKI OPTIK, must realize that they also have some responsibility toward it. Sustainability is already a strong feature of our company's business. All our products are intended to encourage people to experience nature, to appreciate its value, to commune with it, and to ensure its continuity. We comply with the most stringent requirements and highest standards in order to care for the environment in our production processes.







4 BUILT ON *COURAGE*

Our ultimate objective is to never stop surprising people with our products, just as we have successfully done very recently with the first modular ATX/STX spotting scope. At SWAROVSKI OPTIK the courage of the team is what counts. To be able to offer innovative products, you need to constantly go to the furthest possible limits, deliberately allow time for developments, and take new paths. It is important for us on the Executive Board to foster this kind of climate. After all, as has shown to be the case in the past, this is what generates the best ideas.







5 QUALITY IS *PRICELESS*

Any product bearing the SWAROVSKI logotype and hawk symbol has undergone countless hours of development, production, and quality control. The concept of quality extends for us far beyond the purely technical aspects, and always encompasses the whole package: outstanding optics, functionality, ergonomics, design, and service – all of which must be perfectly harmonized. On the other hand, the value of an object always becomes apparent only in its everyday use. The crucial factor for us is that customers like to and often use our high-precision products, take sheer delight in using them for many years, and then perhaps even pass them on with pride to the next generation. For most people, these are precisely the reasons why they choose SWAROVSKI OPTIK: because they know that it is an investment for life.





6 TREATING EACH OTHER *WITH CONSIDERATION*

At SWAROVSKI OPTIK we treat each other with consideration and respect. This is evident not only from our daily interactions with each other, but also from the way in which we establish and maintain external partnerships. Our understanding of quality must be supported by our suppliers and business partners alike. We obviously set this benchmark for our products as well, which is why service and maintenance are highly valued within the company. We have only done a good job if you gain even more intense enjoyment from precious moments, thanks to your SWAROVSKI OPTIK product.









DRIVEN HUNT

SWITCHING BETWEEN *ADRENALIN AND CONCENTRATION*

There is a deceptive quietness at the start. As is well known, anticipation brings the greatest enjoyment. The hope that the prey is caught in the drive and approaching us is as great as the tension. But, because there is only a small amount of time between sighting the prey and taking a shot, a driven hunt requires a high level of hunting prowess.



A loud crackling sound can be heard from the undergrowth. Thoughts are racing through your head. You pause for breath briefly as, all of a sudden, the prey approaches. Now every fraction of a second counts, to make the right decision and get the shot on target.

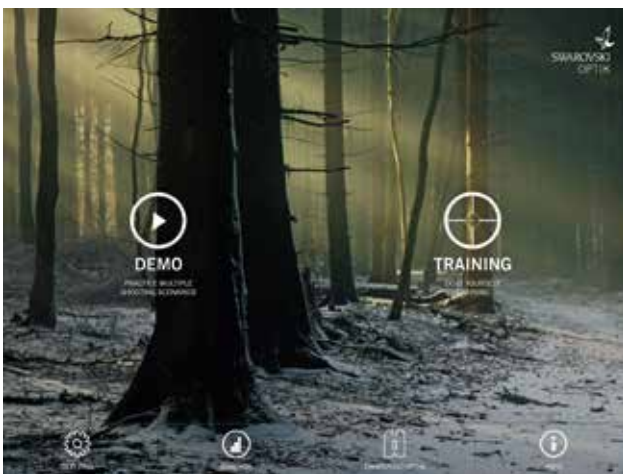
There is no question that a driven hunt is one of the biggest challenges in hunting. It is a form of hunting that never ceases to challenge hunters' abilities – even the most experienced. It's about pure adrenalin, total concentration, and skill. Safety is an absolute must in driven hunts.

There are many hunters, beaters, and dogs in the forest. Discipline is required, which means that the instructions from the hunt leader must be followed to the letter. Hunters must study closely the position that they have been assigned, which they don't know beforehand. This happens, in most cases, when they are about to take them up. For instance, where are the neighboring marksmen located? What direction is the drive coming from? Where will the prey first be sighted? Where can a shot on target be taken? This is where the rifle scope also comes into play. Which magnification is the right one to begin with? Good preparation contributes to the success of a driven hunt. This also involves selecting the right firearm

and rifle scope, as well as having safe control over them at the crucial moment. Catching sight of an (extremely) quick target raises just about everyone's stress levels. It is particularly important to focus completely on the moment because the unexpected can happen at any time.

Every type of prey has its own flight behavior pattern. Knowing about this and anticipating it at the right moment pose the biggest challenges for marksmen during a driven hunt. It is specifically these numerous different factors – coming together in only a brief moment – that make the driven hunt a special activity, contributing most of all to the tension it generates. ■





LEAD DISTANCE *APP*

You can make additional preparation for a driven hunt. Using the new lead distance app, you can familiarize yourself better with the lead distances for a good shot at a rapidly moving target, which are often underestimated. This app is available for you to download from the App Store and Google Play.



A detailed description is available at
LEADDISTANCE.SWAROVSKIOPTIK.COM





Z6i 1-6x24 *FOR THE PERFECT OVERVIEW*



One of the biggest challenges with driven hunts is hitting moving targets reliably even through narrow gaps in the trees. The Z6i 1-6x24 rifle scope is excellently equipped to deal with this. Its outstanding 42.5 m (127.5 ft) field of view provides the necessary overview, while the 6x magnification means all the details are visible so that you can sight your prey accurately. This rifle scope is also ideal to use when shooting over medium-range distances during driven hunts.

A COMPLETE VIEW

A better feeling for what is going on around you thanks to the large field of view with 1x magnification. On the other hand, a 6x magnification allows you to sight your prey better.

ALWAYS AT THE READY

The illuminated reticle with the integrated SWAROLIGHT function works as soon as you pick up the firearm.



SLP-O-24 *SCOPE LENS PROTECTOR*

Made from aluminum, the SLP-O-24 scope lens protector provides objective lenses with excellent protection against all weather conditions. It can be rotated through 360° and opened in any direction, making it ideal for both right-handed and left-handed marksmen. It fits all SWAROVSKI OPTIK rifle scopes with 24-mm objective lenses. Other models are available for 42-, 44-, 50-, and 56-mm objective lenses.



CL COMPANION 8x30 B
***ALWAYS AT
YOUR FINGERTIPS***

They are more than a pair of small, compact binoculars – more of an unassuming companion when you're on a driven hunt that doesn't hinder you when you're aiming. With a 124 m (372 ft) field of view, the CL Companion 8x30 provides a good overview. The 8x magnification guarantees comfortable observation with a still, steady image.

CL POCKET 8x25 B
***PUTS THE WORLD
IN YOUR POCKET***

Always to hand, always in the picture. The new CL Pocket 10x25 are powerful compact binoculars. When folded up, these binoculars are small enough to put in your jacket pocket, but still deliver a big optical performance. They provide proven optical quality with a high level of viewing comfort, as well as easy use during any driven hunt.



OTHER
PRODUCTS



EL 32



Z4i 1.25-4x24



Z6i 1.7-10x42





SPECIAL FEATURE:
WHITE GHOST

MY HUNT OF A LIFETIME

STEVE TITTSWORTH

Another 4am start, another western adventure to start the season. This adventure, however, was different. This one started twelve long years ago when I first started applying for Montana mountain goats. Each year I would calculate draws and put in for them religiously, only to get that dreaded "Unsuccessful."





WELL, THIS YEAR I WAS IN FOR A SURPRISE!

After twelve years of applying and twelve years of hoping – and a slightly different draw result – I finally had one of the most coveted tags in the west. All this culminated in a 31-hour and 3,452-km (2,145 mile) journey to what promised to be the pinnacle of my hunting career so far.

You know, driving from one side of the country to the other gives a guy plenty of time to think – and second guess. Had I prepared myself enough physically? Was my gear up to the test? I've been on lots of hunts, but this was different. I didn't want to leave anything to chance. Did I have everything that I would need? Which gun would I carry?

And then there was the smoke. Our hunting area in Montana had been inundated with forest fires this summer. Would it clear in time? Would we even be able to film? I didn't have the answers to a lot of those questions, but I knew one thing: this is my hunt.

THE DAY I HAD BEEN LOOKING FORWARD TO ALL MY LIFE WAS FINALLY HERE.

With one last check of the gear, we were on our way into my mountain goat unit. It was finally time to climb, and climb we did. It didn't take long to find some goats – but little did we know at the time this was only going to be a small part of the challenge. This is because I'm sure that there are more up there, but it isn't going to do us any good tonight, due to the descending darkness. During pre-scouting in the summer, we also talked with a biologist for this region, who told us exactly where to start. We were actually there last night and

saw four or five, no billies though. Although we've got a pretty good idea of where they are.

A beautiful morning! Even though it looks like it's flattened out, we've gained a lot of elevation. There are places here that go up to 3,300 meters (11,000 ft). Although we are not at the top, we are really high. We are just banking on being able to spot something before we put a stalk on. With a lot of these things, it's going to take a day to get to them. We're not going to just take off arbitrarily unless we've seen something we can hunt. It's going to be a lot of work.

It was time to start up. We had spotted one mature mountain goat last night. So, we planned



a route that looked achievable and headed up. Gaining only a couple of hundred yards in an hour was taxing; we had expected this but hadn't factored in just how much time it would take to reach our target. Lots of breaks were in order. Having dreamed of hunting these things for years, seeing them in a spotting scope was almost surreal. Especially when I had a tag in my pocket. Too short on time tonight, so it doesn't make any difference. They are a day away. We've got a few hours left. Let's keep moving.

These first couple of days were filled with sightings. But even with tons of miles on our boots

already we realized pretty quickly that we were going to have to go even higher. The area we were hunting in was in the form of a canyon with sheer faces on both sides. There wasn't a "long way" around. We were going to have to find a way to go straight at them from below.

These are probably two of the shallowest ways to the top, or at least to get near the top. We'll just have to try it, and if we can't make it we'll just have to go back down and try a different direction.

AND DAY AFTER DAY AFTER DAY THIS IS WHAT WE DID.

We'd make three- and four-hour climbs to the top only to find out that the goats had disappeared. You know Teddy Roosevelt referred to them as the "white ghosts." I was starting to understand that it didn't have anything to do with their color.

That is awesome! You know some people scoff at hunters. But anyone who was ever here inevitably thinks of the quote from Fred Bear saying: "Twenty feet up a tree is twenty feet closer to God." This is unbelievable! Beautiful!

We climbed up here to the top again this morning, trying to get on the herd we have been seeing. We actually saw them from the very top of the mountain on the other side yesterday. I just spotted a couple of nice ones over there and it looks like one of those could be a billy, but no human in the world could get to where they are.

I always assumed that getting this tag would be the hardest part. After all, only 5% of non-residents who apply ever get one. It never really crossed my mind that I might not get my goat, but as we wound down to the last days this was slowly becoming a reality. After one iron-man climb to the top and back, we were out of gas. Yet we turned up the hill every morning ►

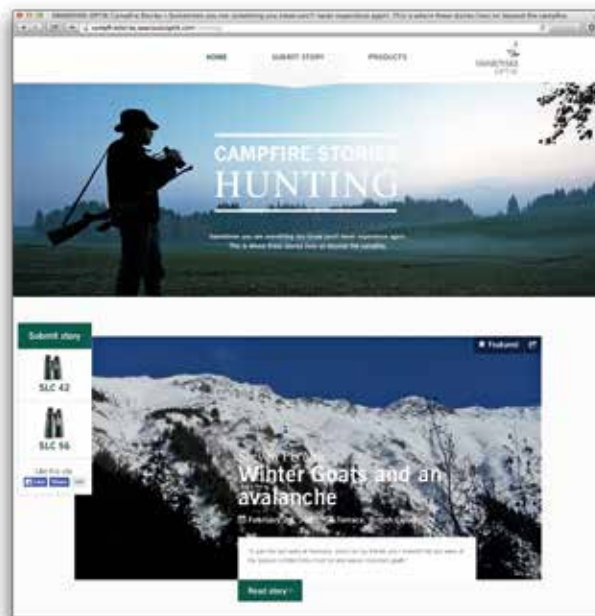
anyway. But now our feet were bloody and our muscles made it hard to walk on flat ground, let alone climb these hills. I wouldn't have had it any other way, though; I wanted to earn my mountain goat. That's why I was doing this one on my own. But don't worry, it's not over yet. I have a deer hunt I can cancel next month to come back. If winter doesn't show up before we can get back, we'll have one more crack at it.

ONE MONTH LATER

The goat gods must have been smiling on us. Winter was late to the high country this year, but it was coming hard. We were a few days in front of a winter storm, so after a quick gun check, we were straight off to the mountain. There's no other place on earth that you can see something like that – a huge flock of snow geese! We're at about 2,500 meters (8,000 ft) and the peaks you can see on the other side are about 3,000 meters (10,000 ft). They are almost at eye level coming across, it's amazing! After all we had put ourselves through on the first trip, look what we found less than a mile from the truck! Things were looking up already. We've spotted two up there already, we just want to take a walk and give it a check out, we really don't have time to climb today. We've got two up there – about 550 meters (600 yards) from here. They're actually moving around in the green timber, so I can't tell exactly what they are. We're going to stick with them, though, just in case something great happens and they come down to a spot where we might be able to retrieve them.

We've got weather coming in tomorrow. It looks like winter is finally going to show up out here. It's going to be in the thirties Fahrenheit

and snowing for the next four or five days according to the forecast and I don't know what's beyond that. It's been holding out for quite a while out here and it looks like it's going to hit. The sooner we can get something done, the better chance we are going to have. Keep your fingers crossed!



SECOND MORNING

Let's get right out here, drop back, and set up somewhere. I'm trying to keep my eye out. If they look like they are getting really nervous, we are going to stop right here. Look, just one more corner!

That's a fine goat. One limb over this goat's vitals saved his life. He slowly moved over the spine and he was gone. A huge wave of disappointment washed over us until we realized that we had another goat on this side of the face.

There he is! I'll try to shoot that thing right now!
[gun shot] He's going down, right there!

This is something else. I just got to thinking, on the trail on the way out, about all the highs and the lows of this trip and the trip before. A whole goat season, really. It was one of the hardest things I've ever done but obviously one of the most rewarding too. I mean, I'm truly blessed to be able to get this. I thank God for having the health and the opportunity. I also want to thank my wife and my family for putting up with my addiction to getting out here and doing this stuff. They are just absolutely as supportive as anybody out there. What do you say? This has been one heck of a trip; physically exhausting, mentally taxing! If you get a chance, you have to try to do this.

This is absolutely the hunt of a lifetime! ■



YOU CAN READ MORE
CAMPFIRE STORIES HERE.





Z5 3.5-18x44 P BT *LIGHTWEIGHT SCOPE* FOR TOUGH TERRAIN

This is a lightweight 1-inch rifle scope that demonstrates its strengths in particular with accurate long-range shots in the mountains or in rough terrain. The Z5 3.5-18x44 P BT guarantees with its lateral parallax correction a faultless image at any distance. The ballistic turret can be separately adjusted to your personal requirements, ensuring that you can stay on target at different distances.

FAR AND NEAR. *The Z5 3.5-18x44 P BT is perfect for any distance thanks to its parallax correction.*

LIGHT BUT TOUGH. *This light but rugged rifle scope is also impressive when hunting in rough terrain.*



OTHER
PRODUCTS



EL 10x32




EL RANGE 10x42



ATS 65



Z6i 3-18x50 P BT





LONG-RANGE SHOOTING

THE CHALLENGE OF LONG-RANGE SHOOTING

For hunters to be able to shoot accurately over long distances, they not only require experience, but also knowledge of any influencing factors during long-range shooting. You will only achieve the perfect hit if all the relevant natural parameters have already been taken into account prior to firing the shot, and also if your equipment, such as your firearm, ammunition, and of course optics, can reliably deliver a top performance.

Long-range shooting has been enjoying growing popularity for years. The extensive deployment of technology and the passion for precision are actually the main motivations for marksmen. Increasingly sophisticated equipment and technologies that only elite marksmen used to have access to are now also widely available to competition marksmen.

These technical options facilitate long-range shooting with unprecedented precision. At the same time, the difference between what is technically possible and what is ethically acceptable also emphasizes the importance of a marksman's sense of personal responsibility. Competitions provide a good opportunity for marksmen to demonstrate their expertise over long distances, while also honing their hunting skills. But what exactly are the challenges posed by long-range shooting? On what aspects in particular should keen marksmen focus? ►





SPECIAL REQUIREMENTS FOR A RIFLE SCOPE

Even during their preparations, every marksman and hunter must realize that the rifle scope plays a key role in terms of accuracy. In this case, absolute precision is required through a rugged design. This is the only possible way to achieve an extremely high repeating accuracy, which is of paramount importance in competitive situations. The X5/X5i from SWAROVSKI OPTIK was designed to meet these requirements. All the crucial parameters can be finely adjusted on the X5/X5i rifle scope's side and top turrets, which operate with absolute precision.

WATCHING OUT FOR WIND SPEED

Purely from a ballistics perspective, prevailing wind conditions are one of the key factors that need to be taken into account for achieving an accurate shot. As the wind has a crucial influence on the trajectory, it is absolutely vital to estimate the wind speed correctly before taking a shot. There are numerous options available for interpreting the signs of nature. Experience also has a particularly important role

to play, as can the support provided by a spotting scope like the STR 80 from SWAROVSKI OPTIK.

MEASURING RANGE AND ANGLE

A basic prerequisite for accurate shooting is to know the shooting distance and the angle to the target. In this instance, it's worth getting hold of a pair of EL Range binoculars, equipped with an integrated rangefinder with angle compensation, which will provide the necessary data.

Ultimately, once all the preparations have been made, it is mainly down to the skill and experience of the marksmen to configure the correct settings on the X5/X5i based on the information supplied to ensure they hit the target. But it is precisely this complex interaction between weather conditions, technology and individual expertise that gives long-range shooting its very special appeal. ■

X5/X5i *THE LONG-RANGE EXPERT*



The X5/X5i rifle scope redefines accuracy. Its new spring retention system and turrets provide you across the whole adjustment range with an extremely accurate impact point adjustment from 1/4 or 1/8 MOA (model X5/X5i 5-25x56 P) in terms of both elevation and windage – even in the most extreme weather conditions. To help you hit close targets accurately, you can use the SUBZERO function to go below the sight-in distance at any time.

Thanks to its optimum ruggedness from the steel components in its turrets and the thick main tube walls, the X5/X5i's repeatable precision is impressive, even in the most extreme situations. Thanks to its high image quality and high-contrast reticle, this rifle scope also sets a new benchmark in terms of optical quality.

UNCOMPROMISING PRECISION. *Using the accurate turrets and the spring retention system, you can adjust the impact point to your precise requirements.*

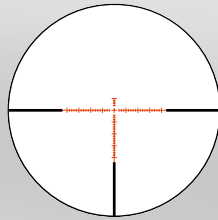
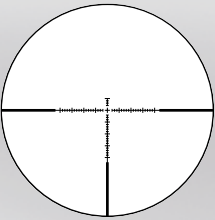
EASY HANDLING. *The intuitive operating features give you the confidence to make the shot at the moment of truth.*

CONSTANTLY BETTER. *Thanks to its exceptional ruggedness from the steel components in the turrets and the thick main tube walls, the X5/X5i provides absolute repeatable precision.*

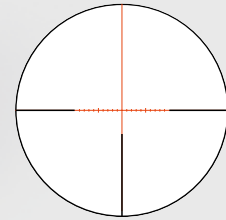
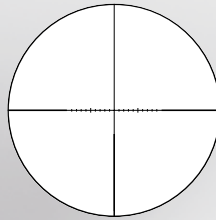
OPTICAL PERFECTION. *Maximum optical performance with absolute image quality and outstanding contrasts across the whole magnification range.*



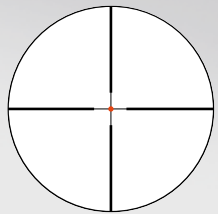

4WX/4WX-I+



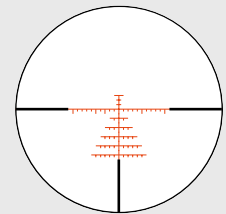
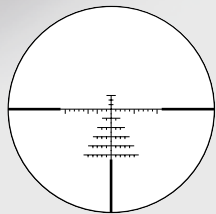
4W/4W-I+



PLEX/PLEX-I+



BRM/BRM-I+



ATX 30-70x95
***THE HIGH
PERFORMER***

Tiny details appear razor-sharp. The outstanding image definition and high resolution make the ATX 30-70x95 spotting scope ideal for every situation where accurate identification is required, such as long-range shooting practice. The 70x magnification and large objective diameter of this light spotting scope with crystal clear optics allow you to check your hits reliably.

STR 80
***LEAVING NO DETAIL
TO CHANCE***

With long-range shooting, every smallest detail is crucial for achieving the optimum hit. The STR 80 spotting scope combines crystal clear, state-of-the-art optics with maximum user comfort. Its reticle that can be activated and deactivated allows you to estimate distances and sizes, and adjust the impact point correctly using the X5/X5i rifle scope – all without interrupting observation.





OTHER
PRODUCTS



SLC 15x56



EL RANGE



EL 50



Z6i 5-30x50 P BT



Z5 5-25x52 P BT

CRUCIAL FOR A HIT ON TARGET

For more detailed information, visit BALLISTICPROGRAMS.SWAROVSKIOPTIK.COM

SWAROVSKI OPTIK *BALLISTIC PROGRAM*

The SWAROVSKI OPTIK ballistic program is a helpful tool for calculating your own personal shot flight path. This free software has a clear interface and calculates the precise data for a long-range reticle, the ballistic turret, or even your custom engraved cam for the top turret.



BT *BALLISTIC TURRET*

You can assemble the ballistic turret yourself in a few steps and adapt it for your firearm. You can use the SWAROVSKI OPTIK ballistic program to calculate the relevant values for the distances you want.

PBC *BALLISTIC CAM*

For any rifle scope with a ballistic turret, the personalized ballistic cam (PBC) is a good option to choose to enable you, in a matter of seconds, to select the right setting for the relevant distance and stay on target. You use the SWAROVSKI OPTIK ballistic program to calculate the values to be custom engraved.



MODELS WITH BT

Z5 3.5-18x44, Z5 5-25x52, Z3 4-12x50, Z6(i) 2.5-15x56, Z6(i) 5-30x50, Z6(i) 3-18x50, Z6i 2-12x50, Z6(i) 2.5-15x44, Z6i 1.7-10x42



MODELS WITH PBC

For all models with BT



For more detailed information, visit
SUBTENSIONS.SWAROVSKIOPTIK.COM

SWAROVSKI OPTIK ***SUBTENSION DIMENSION PROGRAM***

The SWAROVSKI OPTIK subtension dimension program determines the exact subtension dimensions for your reticle. Magnification and distance are taken into account in the calculation. Subtension dimensions are given in imperial and metric units, as well as in MOA and MIL units. The subtension dimension program is also available for smartphones and tablets.



PXC ***FOR X5/X5i***

The new personalized extreme cam (PXC) with custom engraved values ensures even better long-range accuracy. You can easily and quickly attach and use it without having to sight it in again.



MODELS WITH PXC

For all X5/X5i models

P ***PARALLAX TURRET***

Rifle scopes are usually set to be parallax-free up to 100 m (109 yds). But, at longer distances, the target is not displayed in the same plane as in the reticle. This may result in aiming errors. A catch and a notch on the parallax turret allow you to locate the normal parallax correction and set it securely.



MODELS WITH P

For all rifle scope models with a magnification greater than or equal to 15x

DID YOU KNOW?

ELEVEN FASCINATING FACTS *ABOUT HUNTING*

Hunting has captured the human imagination since time immemorial. It has inspired myths, and yet it also provides hard data and facts that never cease to amaze us.

4000
BC

Hunting dogs featured as traditional subjects in cave painting and on Neolithic rock drawings. While initially they were still depicted in an extremely abstract form, they already appeared in the drawings from the ancient advanced civilizations. The oldest Egyptian illustrations feature the picture of a hunter with a bow and arrow, who is leading four greyhound-type dogs on a leash. This work is dated from 4000 BC. Later on, hunting dogs were also depicted on coins, seals, firearms, and even pottery.

MUCH IN DEMAND

+50%

The number of hunting license holders in Germany has risen since the early 1970s by around 50%, currently standing at more than 360,000.

CUNNING

JAVA MOUSE-DEER

Unlike in Europe where the red fox is portrayed in legends and fairy tales as a particularly wily creature, in South-East Asia, this role is assigned to the Java mouse-deer. With a shoulder height of a mere 20-25 cm (7.9-9.8 in), the Java mouse-deer is definitely the smallest even-toed ungulate in the world.



TOP-HEAVY

“Reindeer are the only type of deer where both males and females have antlers.”

GASTRONOMY

3,938
TONNES

In Switzerland 3,938 tonnes (8.68 million pounds) of game are consumed every year. This accounts for approx. 0.5% of the total meat consumption.



POPULAR

12:1

Ireland has the most hunters in Europe in relation to the size of its population.



EASY TO REMEMBER

LOGO: DEER

Deer are much sought after for use as company logos. In 1876 US machine manufacturer John Deere had the deer registered as a trademark. What is even more curious is that an African species of deer was initially portrayed. The North American white-tailed deer came to be used only later on.



HUNTERS GALORE

“There are more than 1.3 million hunters in France, which is the largest number by far in any European country.”

MOTIVATED

86%

of young hunters in Germany say that they take the hunting exam because they like being out and about in nature. 74% regard hunting as nature conservation in practice.

FOCUS ON HUNTING



You will find more exciting views on the SWAROVSKI OPTIK blog.

WWW.SWAROVSKIOPTIK.COM/JAEGER/BLOG

KEEN

228,000,000

Americans spend a total of 228 million days hunting per year. If sports marksmen are included, this makes it more popular in the US than golf.



WELL-READ

HUNTING IN WORDS



Writing was invented in Mesopotamia around 3500 BC. One of the oldest characters was the one for a hunting dog.





VERSATILITY OF HUNTING

HUNTING IS SECOND NATURE IN THE NORTH

In northern Europe, where hunting is often a tough, but much more intensive endeavor, game is a highly prized cooking ingredient. After hunting together – often in the harshest conditions, which push both Man and equipment to the limits – the meat is prepared at home and enjoyed among family. This also gives hunting an important social function, according to Ron Egly, a keen hunter and chef, who discussed this with SWAROVSKI OPTIK.



HOW IMPORTANT IS HUNTING IN SWEDEN?

Ron Egly: There are more than 300,000 hunters in Sweden. Anyone who owns their own land also has the right to hunt. Hunters generally enjoy a good reputation, being seen as very responsible and well educated. Another of the reasons for the high level of acceptance is that hunters prepare the prey they have killed at home.

WHAT OPPORTUNITIES ARE AVAILABLE IN SWEDEN TO GO HUNTING?

RE: You can take part in a hunt either by invitation from a Swedish hunter or as a paying guest of a landowner. Every hunter in Sweden, including those from abroad, must also pay a fee for the protection of the wild animals.

IN WHAT AREAS IS HUNTING CARRIED OUT AND WHAT KIND OF PREY CAN BE ENCOUNTERED THERE?

RE: I live in the north of Sweden, in a small town, not far outside Östersund. This mountainous region is already above the tree line. We hunt there for elks, brown bears, Wood Grouse, Willow Ptarmigan, Ptarmigan, as well as deer. I also go hunting once a year in central Sweden. The conditions

are completely different in this area, and you can also expect far more prey, such as wild boar, fallow deer, and red deer.

ARE THERE PLACES THAT YOU WOULD RECOMMEND TO HUNTERS?

RE: I can definitely recommend the mountain ranges in the north. You will find absolute quiet up there and an amazing harsh landscape that really puts hunters through their paces. You come across the prey less often and it is a more challenging place to hunt. There is nothing easy about hunting in the mountains, but it's worth the effort at the end of the day.

WHAT KIND OF CHALLENGES DOES THE EQUIPMENT FACE?

RE: When hunting in particular during the winter season and in the mountains, some careful thought should be given about the equipment to take for hunting as the weather can change completely within five minutes. Snow is as much a possibility as a temperature drop of 15 degrees Celsius (59 degrees Fahrenheit) in just one hour, which can create dangerous situations. You should know the area well, follow the maps, and not rely on the mobile phone network coverage. It is very often better to go hunting in pairs, or at least tell other people ►





where you've gone. And obviously, a good pair of binoculars is essential. I personally use EL Range binoculars from SWAROVSKI OPTIK because they seem to be made for these harsh conditions. The rifle scope too should suit Scandinavian conditions and be ideal for shooting over both short and long distances. Therefore, I use a Z6i 2-12x50 with a ballistic turret. I'm really thrilled with it, and I'd never want to be without it.

WHAT KIND OF MARK HAS HUNTING MADE ON SCANDINAVIAN CUISINE?

RE: Game has a long tradition as an ingredient in Scandinavian cuisine. Hundreds of years

ago, farmers and hunters actually used every bite and bit of livestock and wild animals to survive. These practices from the past have left their mark and still influence today the way in which we prepare food.

WHICH DISHES ARE PARTICULARLY POPULAR?

RE: In my family we prepare roasts – cooked at a low temperature – steaks, stews, as well as a minced meat sauce for our pasta. Obviously, I must also mention that Swedish meatballs made from elk meat are extremely delicious.

WHICH CAME FIRST: YOUR PASSION FOR HUNTING OR FOR COOKING?

RE: I grew up in a house where hunting and cooking were understood to be part and parcel of life. I started off as a hunter, and my interest in cooking and cuisine has gradually grown. In my view, the perfect dinner starts immediately after the kill because you must handle game meat carefully as you need to protect it from the heat and bacteria. But if you do everything the right way, you will definitely end up with a wonderful dinner. ■



RON EGLY'S RECIPE FOR EXTRA TENDER ELK BRISKET

INGREDIENTS:

3-4 cuts of elk brisket
(alternatively brisket of beef)
2 onions
2 cloves of garlic
3 carrots
1 celeriac
1 leek
750 ml red wine
50 ml beef stock
50 ml chicken stock
10 whole white peppercorns

2 bay leaves
Butter, oil, salt, black pepper, thyme,
rosemary, water
Thyme sprigs for garnish

SERVED WITH: Brussels sprouts, mashed
potatoes

PREPARATION: Prepare the elk brisket by removing any excess fat and seasoning them with salt and pepper. Heat some butter and oil in a large frying pan, sear the elk brisket on both sides at a high heat, then put them on a plate.

Finely chop the onions, garlic, carrots, celeriac, and leek, add them to a large pot, and

cook gently. Add the elk brisket to the vegetables in the pot, pour in the red wine, and add thyme, rosemary, the white pepper corns, and bay leaves. Then top up with the stocks and some water until the meat is covered by liquid. Leave the whole thing to boil, then let it simmer at a moderate temperature for 4-5 hours.

Once the cooking time is over, carefully remove the elk brisket from the mixture and wrap them in tin foil. Strain the stock and reduce to a sauce.

Then serve the tender brisket with the sauce, mashed potatoes, and Brussel sprouts.





Z6i 2-12x50 BT UNIVERSAL SCOPE *FOR EVERY TYPE OF HUNTING*

A rifle scope for hunters who want to cover every eventuality when out hunting. The illuminated Z6i 2-12x50 BT is just as reliable at twilight whether you are on a driven hunt in the forest or involved in long-range shooting in the open. The combination of a 12x magnification and field of view ideal for driven hunting makes this powerful rifle scope so versatile to use.

FOR EVERY KIND OF LIGHT

The Z6i 2-12x50 BT can handle the numerous challenges that also arise in poor light conditions.

ALWAYS THE RIGHT FIT

This elegantly designed rifle scope can fit any type of firearm.



EL 8.5/10x42
***THE IMPRESSIVE,
MULTIPURPOSE BINOCULARS***

Multiple challenges, but just one pair of binoculars. SWAROVSKI OPTIK EL 42 binoculars are so versatile that you can use them for almost any type of hunting – both during the day and early twilight. This reliable multitalented product, with its perfect size and light weight, impresses with its uncompromising SWAROVISION optics, providing the very highest image quality. In addition, the legendary EL wrap-around grip guarantees perfect handling.

STS 25-50x65
***EVERY FEATURE TRIED
AND TESTED***

It's perfectly possible for a compact design and top optical quality to be combined and the STS 25-50x65 spotting scope is proof of this. This handy spotting scope has a lightweight design, allowing you to take it with you on longer trips with no effort at all. Proven optics, a large field of view, and its straight view, which helps you spot moving objects more quickly, are further benefits offered by this perfect spotting scope.



OTHER
PRODUCTS



CL POCKET



SLC 8x42/10x42



Z6i 3-18x50 P BT



Z3 3-10x42





SWAROVSKI OPTIK'S DEVELOPMENT

*BRILLIANT
DOWN TO THE
SMALLEST
DETAIL*









LIMITLESS *PERFECTION*

Limits are there to be exceeded. The best way of achieving this is to have the courage to reinvent what is tried and tested. In the early 1990s, SWAROVSKI OPTIK adopted this attitude and designed a new type of binoculars. Our “can-do” philosophy still applies even today, which enables the company to set new standards when it comes to observation. It means that surprising and, in many ways, revolutionary replies are given to questions that arise any time we embark on a new development. So, when the point was raised, “Wouldn’t it be great if binoculars could be designed to make them easier to hold in your hand than they are right now?”, this gave rise in 1999 to the legendary EL wrap-around grip. The specification “How can we achieve the optimum crystal clear image?” gave rise in 2010, after intensive research and development, to the trail-blazing SWAROVISION technology. And just recently, users have challenged SWAROVSKI OPTIK with the specification: “We want even more viewing comfort.” As a result of this, the FieldPro package has been produced in 2015, which is a further enhancement to the overall package in terms of functionality and comfort. It also neatly fits in with the elegant and innovative design of every model of the EL binoculars. It is the numerous small details that make the difference and pave the way to perfection. This sets EL binoculars in a class of their own, and is why they make their mark on history.



A GRADUAL PATH *TO REVOLUTION*

The initial spark for devising a completely new type of binoculars came in the 1990s from nature lovers who told us what their wildest dreams were when it came to observing nature. They clearly stated what they wanted: a lightweight and optimum ergonomic design so that they could also observe over a lengthy period without getting tired. They also wanted top optical quality to be able to make out the finest details; unique color fidelity so that they could determine exactly what they were observing; a wide field of view so that they could quickly catch sight of moving objects; maximum light transmission for observing during morning and evening time, or under cloudy skies; and total mechanical perfection.

These were precise specifications, which made their implementation challenging. However, while tackling this task, the developers never lost sight of the big picture – ensuring the perfect interaction between ergonomics, optics, and mechanics.

Every department at SWAROVSKI OPTIK gave this project their full attention. Innovative contributions were made across all departments, from the optical design and manufacturing technology used to the quality assurance and marketing department’s involvement. The objective was clearly defined: to produce binoculars that could be held like conventional binoculars using a wrap-around grip but still be fitted with an interior focusing mechanism. In order to do this, the focusing mechanism was moved to the housing arm, thus making the central axis redundant. This is how the legendary EL wrap-around grip was invented. Even today it is regarded as the benchmark for binoculars.

REVOLUTIONARY WRAP-AROUND GRIP *FOLLOWED BY CRYSTAL CLEAR VIEW*

When EL binoculars first appeared in 1999, they caused a real stir, with their groundbreaking design concept winning several awards. These successes brought numerous copycats onto the scene. However, while they were still struggling to come up with a copy, SWAROVSKI OPTIK was already thinking ahead and working on a revolutionary optical design. And yet again, the source of the key ideas was hunters and nature lovers, since they are the ones who regularly use SWAROVSKI OPTIK products.

This is the purpose behind the company attending trade shows and other events, in addition to many opinion-formers providing reports based on their practical experiences. These extremely close customer relations also have a positive impact on further developments, such as the fact that lots of SWAROVSKI OPTIK staff actively use the products themselves. This intense dialog between the company and its customers gave rise to SWAROVISION technology, which again caused

a sensation in the optical equipment sector. Field flattener lenses produce an image that is razor-sharp right to the edge. The sophisticated HD optics, which includes as one of its features fluoride-containing lenses, minimizes interfering color fringing, while optimized lens and prism coatings enhance color fidelity and facilitate cleaning. The larger exit pupil distance also allows eyeglass wearers to enjoy the whole field of view. Therefore, SWAROVSKI OPTIK has redefined optical and mechanical limits. But EL binoculars symbolize considerably more than the sum of numerous innovative solutions. They are complete perfection. They offer a total package, carefully conceived in every detail, which is what makes these binoculars so special.

The EL Range was developed in 2011. These are binoculars equipped with conventional state-of-the-art optics and an integrated tilt sensor and rangefinder, which, with their universally unique angle shot program, deliver impressive results, especially when hunting on steep terrain.





The numerous details that make the crucial difference are the focus of the new EL generation. The upshot of this is the ideal combination of comfort and functionality.

THE BEST EL BINOCULARS *EVER*

With the current generation of the EL Family, SWAROVSKI OPTIK has focused its attention on what makes that crucial difference. The spotlight is on the total product. Numerous conversations with customers have confirmed the ideas and approaches of the development department, such as the aim to integrate carrying straps and protective covers even more seamlessly into the whole concept. This is how the FieldPro package came about. The interaction of numerous details has revolutionized comfort and functionality. Many ideas were considered, from the rapid fitting of carrying straps to the smart attachment of objective lens covers. Every detail fits seamlessly into the

revamped design that harmonizes the traditional shape with new elements. Proven elements, such as the EL wrap-around grip, have been kept, while the depressions for added grip have been slightly adapted, and softer edges make the binoculars easier to hold.

Anyone who is familiar with SWAROVSKI OPTIK will know that this is still far from being the end to its impressive development activities. The reason is that staff are always curious to know what customers think and are always open to new ideas. Just like the time when the first EL model changed the world of binoculars.

EL *LIMITLESS PERFECTION*

EL binoculars are long-range optical masterpieces. They are groundbreaking in terms of their optical perfection, precision, and elegant design. Equipped with SWAROVISION technology, their optimum color fidelity and edge sharpness make them exciting to use. The legendary EL wrap-around grip is indicative of the striving to achieve the best possible ergonomic design. At the same time, the FieldPro package takes the comfort provided by carrying straps and protective covers to a new level.

EL 32 *EXCEPTIONALLY LIGHT*

Anyone wanting to take a pair of compact binoculars on their hunting trip whether in the mountains or on safari can count completely on the EL 32 model. These binoculars are exceptional thanks to their groundbreaking crystal clear state-of-the-art optics featuring SWAROVISION technology and an outstanding field of view. The EL 32 binoculars fit perfectly in your hand and are the ideal choice where size and weight are important factors.

EL 42 *THE IMPRESSIVE, MULTIPURPOSE BINOCULARS*

Always ready to use when you need them. The EL 42 model is the most versatile among EL binoculars, with absolutely outstanding optics, making them the right choice both during the day and at twilight. Their perfect handling is impressive, as is the high-precision focusing mechanism. The EL 42 model means that you have a reliable pair of binoculars to hand for almost any hunting eventuality.

EL 50 *THE PERFECT EXPLORER*

EL 50 binoculars demonstrate all their strengths over long distances and in poor light conditions. Their unparalleled detail resolution and high light transmission enable you to view things in a completely new way, even at twilight. EL 50 binoculars can still sit comfortably in your hand, even taking in to account their large magnification. They are just made for quiet observation.









MOUNTAIN HUNTING EXPERIENCE

FROM ONE GENERATION *TO THE NEXT*

It's all about going to the limits of your resilience. Putting your heart and mind into what you're doing. Hunting in the mountains can command respect even from experienced hunters. In the isolated mountain hunting grounds, nature always has the upper hand. Two hunters, one young, the other older, set themselves this challenge. What actually goes through their heads during the long ascent and descent of the mountain, and the arduous hunt?



THE YOUNG HUNTER.

We've been on our feet since the early hours, steadily climbing up. The whole thing reminds me of one of my first hunting trips, which wasn't that long ago at all. Already while ascending through the mountain forest, we could hear the belling of the deer. I looked through my binoculars at the opposite side of the valley. I could make out a deer at the edge of a small clearing. I could only make it out quite faintly, so I couldn't identify the target for certain. My brother made a sign to me. Another deer appeared further up. After quickly sighting the target, I decided to take a shot. The deer was in a good position when the shot fired. My brother gave me a pat of approval on the shoulder.



THE EXPERIENCED HUNTER.

Hunting in the mountains is a thing of inaccessible beauty where effort and reward are closely intertwined. But anyone who really gets involved in it gains more than just the prey. This is the lesson I learnt when I accompanied my father into the mountains for the first time. The quiet ascent with him on that occasion came to an abrupt end when he spotted a buck some 200 meters (656 feet) ahead of us. He handed me his Habicht binoculars so that I could see it for myself. We stalked it under the cover of the trees until we reached the perfect shooting distance. His clean shot was what kindled my passion for hunting.





THE YOUNG HUNTER.

We had completed the most arduous section when something appeared in the sparse mountain forest. Was it a chamois? I grabbed the binoculars. Yes, and a fine-looking one at that. I dropped down in front of a tree stump, using my rucksack as a support. Then, I took a quick look at my hunting companion. He gave me a nod. I sighted the year-old animal and did what I had to do. The shot was fired, achieving a hit a finger's width behind the shoulder. A short time later, it was quiet again all around.



THE EXPERIENCED HUNTER.

A good shot. Well done. It isn't easy for young hunters to hit the target at an angle. But successful moments like these show that there is a future for hunting. It proves that smartphones, knowledge that is centuries old, and hunting discipline are not incompatible. But it is discipline that counts when hunting in the mountains.



THE YOUNG HUNTER.

The chamois weighed in the rucksack a good 14-15 kg (31-33 lb), and I seriously thought that it was getting heavier with every step I took. I certainly didn't let it show, even if there were beads of sweat on my face. My hunting companion seemed to be delighted, and the further we descended into the valley, the more animated he became when recounting tales from his own hunting career. So, nothing else but to carry on, step by step.



THE EXPERIENCED HUNTER.

Hunting in the mountains assigns us our place in nature. This is something that experienced hunters can pass on to young hunters. It is precisely when you're hunting in the mountains, where so many factors can determine success and failure, such as your stamina, equipment, or the weather conditions. You need to know what to do or not do. When I'm sighting the target, am I also confident enough to make the right decision? Can I even bring the kill down to the valley in my rucksack? My father showed me what it's all about. Now the time has come for this knowledge to be passed on.





EL RANGE *THE PEAK OF PERFECTION*

Perfect for hunting in the mountains. The EL Range are binoculars equipped with conventional state-of-the-art optics and an integrated tilt sensor and rangefinder, which, with their universally unique angle shot program, display the corrected shooting distance or, alternatively, the angle.

OBSERVING EVERY DETAIL

Thanks to the high display quality and outstanding transmission, the EL Range produces bright, high-contrast images.

RESULTS BASED ON EXPERIENCE

Obtaining accurate angular measurements using SWAROAIM technology is helpful when hunting in the mountains. If this feature is not required on flat terrain, it can be easily deactivated.


DESIGNED FOR *EVERY EVENTUALITY*

It is only when you use a product every day that you can actually see how it works. This is why SWAROVSKI OPTIK continually strives to make improvements to the ergonomic design of its products. The new EL Range with the FieldPro package will impress you not only with its long-range optics and functional aspects, but also with its new accessories.





SIMPLE AND FLEXIBLE. The new rotating strap connector adapts perfectly to any movement and can be quickly and silently fitted to your binoculars, thanks to the bayonet catch. The innovative cord fits in seamlessly with the design and does not get twisted.



PRACTICAL AND ADAPTABLE. The new quick catch button is both elegant and functional. With a simple turn, the carrying strap can be secured to your ideal length. This means that you can adjust the strap within seconds to the length that feels most comfortable when you are out in the field.



SAFE AND PROTECTED. The new objective lens and eyepiece covers are manufactured from the best materials and blend esthetically into the overall design. This means no more lost covers. They also provide your binoculars with the best protection against external impacts.



DISTINCTIVE AND ACCURATE. With its particular shape, you can easily feel the new measurement button, even when wearing gloves. The specific pressure point helps you measure the range accurately.



CTC 30x75
***TRIED
AND TESTED***

Particularly when hunting in the mountains, many hunters rely on the CTC 30x75, a proven classic from SWAROVSKI OPTIK. This compact extendable spotting scope with good optics and a fixed magnification, also has small dimensions making it easy to use, and is equally an important part of the hunter's equipment in the hunting field.

Z6i 2.5-15x44 P BT
***AT HOME IN
THE MOUNTAINS***

With its lightweight design, the Z6i 2.5-15x44 P BT is the ideal companion when hunting in rough terrain, combining a high magnification with a small objective diameter. HD optics and lateral parallax correction guarantee a faultless image, while the ballistic turret ensures that you can stay on target at different distances.



OTHER
PRODUCTS



EL 32



HABICHT 7x42



Z5 3.5-18x44 P BT



Z3 3-10x42





HIDE HUNTING

HUNTING AND THE FAIRER SEX

The number of women attending hunting courses has seen a steady increase. There has also been a continuing rise in many countries in the number of women involved in hunting. If we take a look at studies on this topic, they highlight that women prefer hide hunting and tend to focus on different key aspects of hunting to men.





In ancient times women were the ones responsible for hunting. Diana and Artemis were the goddesses of hunting in Roman and Greek mythology respectively. Artemis apparently even went hunting with golden arrows and a silver bow. These legends aside, women have firmly established their place in hunting activities, mainly in the last 20 years.

THE FAIRER SEX HAS LONG BEEN INVOLVED IN HUNTING

Women's involvement in hunting is not something completely new. There were already records from the 14th century documenting the involvement of women in hunting. In the 19th and 20th centuries, a number of women managed to become famous internationally for their hunting prowess. The best-known example is Annie Oakley, who caused a sensation in the USA as a professional hunter, and later as a trick shooter. She was celebrated as one of the first female superstars. Her colorful life story inspired the musical "Annie Get Your Gun," which was a great success on Broadway in the 1940s. In addition to this superstar, there were also numerous female hunters mainly from the start to the middle of the 20th century, who are relatively unknown nowadays, but were engaged, for instance, in big game hunting. Together, they all paved the way for today's female hunters.

A QUESTION OF MOTIVATION

Germany, Austria, and Norway lead the way when it comes to female hunters. In Germany alone, women account for 10% of hunters, ►





with the figure for women attending hunting courses even as high as 20%, with a continuing upward trend. Even in countries, such as Switzerland, where the proportion of women involved is relatively small, the figure is 5%, and the numbers are on the rise.

A study conducted by the University of Bremen into the psychology of hunting has attempted to find out more about the motivation of female hunters. According to the results, the overriding motivation for hunting among women is the need for game-keeping, which is just the same for their male colleagues. However, pure trophy hunting is more or less categorically rejected. Female hunters realize that hunting is also the complete opposite to their everyday life. There was a fairly equal balance among both genders for obtaining game for food as the motivation for hunting. There was only a negligible difference between women and men in this regard.

HUNTING DOG AS KEY FACTOR

The paths that lead people to take up hunting are completely individual. Some go hunting with their partners, while others have signed up for hunting courses out of their own interest in and enjoyment of nature. However, what is interesting is that many women come across hunting through dog training. This was actually the case in Germany when in 2012 62% of the hunting license applications received from women came from this path.

Female hunters can actually be found taking part in every type of hunting, with hide hunting being particularly popular. "In particular, spending long nights in a hide waiting for a boar to appear provides an excellent opportunity to take in the ambience of nature," comments one woman, also confirming the affinity just mentioned of female hunters for

hunting dogs. "Hunting with a dog is actually much more enjoyable. I can't imagine hunting small game without a dog. Even when hunting hoofed game, it's always more pleasant and helpful to have a companion."

ENJOYMENT VERSUS KILL

The preference for hide hunting corroborates the views expressed in psychological studies on hunting and the statements from some female hunters. According to the current view, women are regarded as being extremely conscientious during training and focus more in their activities on the enjoyment aspect rather than on the prey. But, it is not possible to make such a generalization as neither women nor men like to be stereotyped. Taking a closer look at the results, it quickly becomes evident that female hunters are quite happy to use their skill not only to "shoot down" prey, but also a few clichés. ■



SLC 15x56
***MAKES OUT DETAILS
A LONG DISTANCE AWAY***

Long-range observation: you can use the SLC 15x56 binoculars to view an expansive area when you are in search of prey while hunting, enabling you to glass it accurately over long distances. The outstanding edge-to-edge sharpness and ergonomic handling make them the perfect total package for viewing and hunting over long distances.



SLC 8x56/10x56 *LET THERE BE LIGHT*

Whether you are in a hide at twilight or early in the morning, the high-luminosity SLC 56 binoculars will show what they have to offer in these conditions. This expert product stands out with its excellent HD optics for night use, providing impressive edge-to-edge sharpness. Their perfectly balanced weight and extended depressions enable you to observe for hours on end without getting tired.

PERFECT AT NIGHT

An ample field of view, high color fidelity, and edge-to-edge sharpness for observing right into the night.

COMFORTABLE VIEWING

The ergonomic design and extended depressions provide outstanding comfort even when spending long periods in a hide.



WES *WINGED EYECUP SET*

The special winged eyecups minimize the entry of distracting ambient light and allow accurate eyecup height adjustment. The result is perfect viewing comfort. Made from a soft yet durable material, the set is suitable for all EL and SLC binoculars.



Z4i 2.5-10x56
***FROM TWILIGHT
INTO THE NIGHT***

If you are hide hunting and the light conditions are poor, the Z4i 2.5-10x56 rifle scope is what is required. This rifle scope combines 56-mm objective lenses, 10x magnification, and a high transmission, while also producing high-contrast images even in tough conditions.

Z6i 2.5-15x56 P BT
***THE BRILLIANT,
MULTIPURPOSE RIFLE SCOPE***

Twilight is the ideal time for hide hunting, and also poses a particular challenge for any hunter. Its HD optics offering greater contrast and color fidelity, along with its 6x zoom enable the Z6i 2.5-15x56 P BT rifle scope to provide the very highest precision even at night. This brilliant, multipurpose scope is equipped with a field of view ideal for driven hunts and a 15x magnification for precise long-range shooting.



OTHER
PRODUCTS



EL 42



EL 10x50



ATX 25-60x85



Z6i 2-12x50





DIGISCOPING

HUNTING ALL YEAR ROUND

RICCARDO CAMUSSO

Every day, the hunting ground fills you with the anticipation of exciting moments. Thanks to SWAROVSKI OPTIK, you can now capture these moments and share them. Digiscoping is the term used to describe the special photographic technique where a camera and spotting scope are connected to form a powerful photo device, and interact perfectly so that you can take impressive shots. Riccardo Camusso, a passionate hunter and digiscoper, describes how observing and taking photos can enhance your everyday experience in the hunting ground.





For people like us, hunting is mainly about observation. Weighing up situations. Getting a good overview. Identifying the familiar. And also shooting photos, of course. It's not primarily about the moment when we put our finger on the trigger. That may be the final action in our dialog with nature, but it is by no means the most important one. If we want wildlife in the hunting ground to make an impression on us, and – especially if it's a one-off opportunity – also to capture it, we should always have ready

to hand an ATX/STX spotting scope from SWAROVSKI OPTIK, along with digiscoping equipment.

NATURE PROVIDES US WITH A HOST OF SUBJECTS

It's twilight. We're waiting in a raised hide. Our eyes are constantly scanning our surroundings, on the lookout. Visibility is deteriorating with every minute that passes. Then a deer appears, fairly young, with a slim neck, carrying his head high – and what a wonderful set of antlers! A magnificent creature.

These are the moments that we hunters love to exchange tales about. It simply gives us a special thrill to be able to combine observation and photography in a single activity. Using the same equipment, at the same time, in the same place.

RIGHT FOR EVERY APPLICATION

Anyone who looks through the lens of an ATX/STX spotting scope from SWAROVSKI OPTIK for the first time will be able to appreciate its user-friendly handling. There is also its ►

revolutionary modular design. No other spotting scope offers users the chance to select the right combination of eyepiece and objective lens, enabling them to tailor their equipment exactly to their personal requirements. ATX/STX spotting scopes are of course also beneficial from a hunting perspective. It is extremely important for every responsible hunter to be able to determine as accurately as possible the age and sex of a wild animal. The excellent optics in these spotting scopes is extremely helpful in performing this task.

DISTANCE ENSURES GREATER AUTHENTICITY

One of the most worthwhile benefits of digiscoping with an ATX/STX spotting scope is that it gives you the chance to observe animals in the wild without disturbing them at all, and to shoot photos displaying unprecedented sharpness and attention to detail. This means that we don't need to stalk the animals, but can spend long periods observing them in every detail because our position is beyond

their flight initiation distance. In peace, undisturbed, and directly head on. Never being subjected to harassment. Immersed in their normal daily routine, for hours on end.

What is certainly clear from this is that digiscoping is about enjoying the sense of magic created by nature, which is presented perfectly by the spotting scopes from SWAROVSKI OPTIK to be captured and shared with fellow hunters. And this can happen every day of the year, in new ways every time. ■



TIPS FOR BUDDING DIGISCOPERS

When taking digiscoping shots for the first time, you shouldn't use the spotting scope at its maximum magnification. It's better if you start by getting to know the bottom end of the range and finding the ideal focal length.

The higher the magnification, the more important it is also to ensure that your equipment has a stable base. A tripod or support, for example, is ideal for this.

Objective modules come in three sizes. The 65 mm module is light and compact, ideal for when you're out and about. The 85 mm and 95 mm modules are perfect for situations that require maximum light transmission, field of view, and magnification for observing and shooting photos.



YOUR PHOTOS ARE IMPORTANT!

Enter your best shot in the "Digiscoper of the Year" competition. The main prize awaiting the winner is a complete set of specialized SWAROVSKI OPTIK digiscoping equipment.

**VISIT WWW.DIGISCOPEOFTHEYEAR.COM
FOR MORE INFORMATION.**

STX 25-60x85
TLS APO
*CAPTURE WHAT
MOVES YOU*

Fully compatible for capturing unique experiences from the hunting ground as an impressive picture. The versatile STX 25-60x85 spotting scope forms with the TLS APO adapter a powerful digiscoping device. Quick and extremely light to use, you can also produce professional video recordings with it. In addition, this digiscoping combination is also perfect for documenting the wildlife population and for observing nature.





ATX/STX 65/85/95

DRX

TLS APO

ADAPTER

DSLR

DIGISCOPING *ADAPTERS*

Long-range optical equipment can be turned into a fully-fledged photo device. The fully compatible digiscoping adapters can be used to connect different types of camera.



TLS APO *FOR THE DISCERNING PRO*

The TLS APO adapter has been specially developed for ATX/STX spotting scopes and is aimed at the most discerning digiscopers who want to use SLR and system cameras.



DCB II *SIMPLE AND SPONTANEOUS*

The DCB II for compact and system cameras is easy and quick to use thanks to its sophisticated design.





TLS 800 *SUPERB TELEPHOTOGRAPHY*

The TLS 800 turns a full-frame camera and spotting scope into a powerful photo device with an 800-mm/31.5-inch focal length. It is suitable for all SWAROVSKI OPTIK spotting scopes with interchangeable eyepieces.



ADAPTERS FOR iPhone®* *ALWAYS READY TO HAND*

The PA-i5/PA-i6 adapter for iPhone®* 5/5s/6 can be effortlessly connected using an adapter ring to almost all SWAROVSKI OPTIK binoculars or spotting scopes. This enables you to shoot photos and videos of whatever you are observing at any time.

*iPhone is a trademark of Apple Inc.








ADAPTERS FOR iPhone®* *SO FLEXIBLE, SO SPONTANEOUS*

The PA-i5/PA-i6 adapter for iPhone® 5/5s/6 combines binoculars or a spotting scope from SWAROVSKI OPTIK with an iPhone to create a top-quality digiscoping device. You can then use your smartphone at any time to capture amazing observations and share them immediately.*

*iPhone is a trademark of Apple Inc.





SWAROVSKI OPTIK
QUALITY
STANDARDS





1

BRILLIANT IN TERMS OF *OPTICAL PERFORMANCE*


Right from first moment you look through a SWAROVSKI OPTIK product, you notice the difference. Our groundbreaking optical design with optimized coatings guarantees exceptional views and exceptional quality. The results are impressive: crystal clear images in natural colors, high contrast, and at the highest resolution, even in poor light conditions, as well as excellent transmission and object reproduction.

FIELD FLATTENER LENSES. To ensure that you can see even the smallest details and finest structures are razor-sharp right to the image periphery, field flattener lenses flatten the image.

WHAT ARE THE BENEFITS? It means that you will not miss any important details at the periphery either. You can make detailed observations across the whole field of view without any need for refocusing.

HIGH DEFINITION. The highly innovative optical design and fluoride-containing lenses are the key to trailblazing HD optics that is second to none. They combine to reduce color fringing, while enhancing color fidelity, resolution, and contrast.

WHAT ARE THE BENEFITS? You can see more and are given the assurance that you can recognize crucial details better.



SWAROVISION
Perfect image thanks to
SWAROVISION

STANDARD
Image using
comparable product



USING HD OPTICS
A unique optical system combined
with fluoride-containing lenses

STANDARD
Without HD optics, interference
from color fringing can occur



100% FIELD OF VIEW. A large field of view and sharp to the image periphery, even when switching magnification. SWAROVSKI OPTIK produces this masterpiece that eyeglass wearers can also enjoy using.

WHAT ARE THE BENEFITS? Even when you are quickly switching between viewing situations, the large field of view will allow you always to maintain an overview.

PERFECT COATINGS. The high-quality coatings for the lenses and prisms (SWAROBRIGHT, SWAROTOP, and SWARODUR) mean that you can expect impressive color reproduction and a higher transmission. The SWAROCLEAN anti-adhesive coating ensures that the external surfaces of the lenses are clean.

WHAT ARE THE BENEFITS? Excellent observation even during twilight and easier cleaning of the lenses.



SWAROTOP, SWARODUR,
SWAROBRIGHT, SWAROCLEAN
Total color reproduction

STANDARD
Color casts occur without
optimized coatings

2

BRILLIANT IN TERMS OF *PRECISION*

Precision is what provides the optical quality of SWAROVSKI OPTIK products and makes them the easiest to use. To achieve this, we focus from the outset on the perfect interaction between the individual components. Therefore, we already comply with the minimum tolerances when manufacturing the components. This guarantees the utmost accuracy of our products, which provides the basis for our top optical performance.

6x ZOOM. The uncompromising 6x zoom of the Z6(i) rifle scopes allows you to choose between the large field of view and a high magnification as required. This provides you with more assurance, and achieves a brilliant image in any situation.

WHAT ARE THE BENEFITS? The Z6(i) rifle scope models provide you with the maximum field of view and detail accuracy for any type of hunting.



4x ZOOM



LOWER MAGNIFICATION

Greater overview

Diagram

HIGH MAGNIFICATION

More details



6x ZOOM





X5/X5i. The X5/X5i rifle scope makes absolute accuracy for long-range shooting a reality. Its new, high-precision spring retention system allows you to set the impact point adjustment exactly. The high degree of ruggedness from the thick main tube walls and steel components guarantees absolute repeatable precision, even in the most extreme situations.

SUBZERO. To help you also hit close targets accurately, you can use the SUBZERO function, which makes it easy for you to go below the sight-in distance.

WHAT ARE THE BENEFITS? Particularly in the case of long-range shooting, the X5/X5i rifle scope with its total package for optimum precision enables you to reliably achieve one hit after another.



3

BRILLIANT IN TERMS OF *ERGONOMIC DESIGN*

A SWAROVSKI OPTIK product can always be relied upon, even in the harshest conditions. When developing our products, we take into account simple operating concepts to make them suitable for everyday use. This user-friendliness also includes a high-quality exterior and elegant appearance. A perfect symbiosis of design and function that guarantees you maximum viewing comfort.

EL WRAP-AROUND GRIP. EL Family binoculars sit perfectly in your hand. This is thanks to the legendary EL wrap-around grip. To ensure a low, well-balanced weight, the high-precision bearing components are made of light metal and have been manufactured using state-of-the-art processing and coating technologies.

WHAT ARE THE BENEFITS? Thanks to their ergonomic design, you can also hold your EL binoculars when observing over lengthy periods in just one hand. Their exceptional stability will guarantee you reliable operation over many years.

SINGLE-HANDED OPERATION. The operating features for magnification and the illumination unit's brightness control are arranged on the eyepiece within easy reach.

WHAT ARE THE BENEFITS? You can intuitively control all operations with just one hand without having to change your position.





ATX/STX SYSTEM CONCEPT. The modular design of ATX/STX spotting scopes gives you a free rein to adapt your spotting scope to suit exactly your requirements and the relevant situation. The individual modules are perfectly compatible with each other, so that you can rely on the ATX/STX achieving its optimum performance in every situation.

WHAT ARE THE BENEFITS? You also have a variety of zoom ranges to choose from, as well module options with different sizes and weights, optimized to suit your use. You can also stow away the objective and eyepiece modules separately, thus saving space.

RIFLE SCOPE MOUNTING. When it comes to absolute stability, the SR SWAROVSKI OPTIK Rail mounting rail is the best choice to attach your rifle scope to.

WHAT ARE THE BENEFITS? Using the SR SWAROVSKI OPTIK Rail mounting rail you can quickly and simply attach your rifle scope to a wide variety of firearms.



BRILLIANT IN TERMS OF *WORKMANSHIP*

Long-range optical products from SWAROVSKI OPTIK must be able to meet the most stringent demands in any situation and over a lengthy period. To achieve this, we invest a great deal of time and effort in state-of-the-art manufacturing technologies, provide proven craftsmanship, and submit ourselves to the strictest quality controls. This is what makes our products what they are. Masterpieces that are crafted and built with a great love of detail to support you throughout your life.

RUGGED MATERIALS. Even in extreme situations involving cold, heat, rain, or mist, SWAROVSKI OPTIK products continue to operate without compromise. The non-slip full rubber armoring also makes them resistant to impact and heavy-duty use. Using selected materials and incorporating them into a sturdy, dustproof, and watertight housing also increase stability and lightness. Particular attention is focused in this area on the environmental compatibility and skin tolerance of all the materials being used.

WHAT ARE THE BENEFITS? Even with heavy-duty use, a SWAROVSKI OPTIK product will impress you with its lovely feel and bring you a lifetime of use.





BRILLIANT IN TERMS OF *ACCESSORIES*

Real value added for everyday use. SWAROVSKI OPTIK understands this to mean accessories. The development of these well-conceived add-on items already starts when our products are being designed, which ensures that they are seamlessly integrated into the design and noticeably enhance the products' everyday use. These are numerous small details that enable SWAROVSKI OPTIK products to further increase your comfort during observation.

NEW ORIGINAL ACCESSORIES. Accessories can make a product more convenient and flexible to use, and offer better protection. Taking the example of the new carrying strap with the bayonet connector for EL binoculars, it is possible to see and feel how a smart accessory can make the product significantly more comfortable to carry and use.

WHAT ARE THE BENEFITS? The new bayonet connector means that you can now quickly and simply change and remove the carrying strap. A cord is used with the carrying strap to prevent it from accidentally getting tangled up. Small details that make a big impact on everyday use.







SERVICE & MAINTENANCE

QUALITY OF CARE ABOVE AND BEYOND

SWAROVSKI OPTIK has been manufacturing products of the very highest quality for more than 60 years, which operate perfectly even in the harshest conditions, whether inside or outside, in the heat or cold. Our aim is to give you many years of enjoyment in using our long-range optical masterpieces.

To ensure this happens, our customer service department is on hand to provide you with help and advice. It is now an institution in its own right.

There is no department that goes about its work with such diligence, promptness, and, most of all, such an obliging attitude. This is why it is trusted by so many customers worldwide.

*IF SWAROVSKI OPTIK IS SYNONYMOUS WITH
ULTIMATE QUALITY AND RUGGEDNESS, WHY DOES IT
NEED A CUSTOMER SERVICE DEPARTMENT AT ALL?*

Although our products are designed to be used in the most extreme conditions, regular maintenance is recommended, for instance, via our customer service department. Many people use this service. Generally, it does not involve parts being replaced, but the equipment being cleaned and checked and, if necessary, being topped up with inert gas inside. Obviously, the customer service department also helps deal with any damage, which fortunately occurs only very seldom. The proportion of repairs is around one tenth of a percent (0.1%) in relation to the number of units we deliver.





WHAT SHOULD I BEAR IN MIND IF SOMETHING ACTUALLY HAPPENS TO MY SWAROVSKI OPTIK PRODUCT?

First and foremost, customer satisfaction is the number one priority for us. We are always prepared to listen and seek direct, informal contact. In other words, we will not only answer your queries quickly, but will endeavor to ensure that you can use your product as soon as possible again, at the usual level of quality. We generally have the product at our premises for up to 10 days, which is the quickest turnaround in the whole sector.



FOR HOW LONG AND IN WHAT CASES CAN I TAKE MY PRODUCT TO CUSTOMER SERVICE?

We basically deal with all queries relating to your product. We attach great importance to feedback, which means that we keep in close contact with our customers on a daily basis. The age of your long-range optical device does not come into this. On the contrary, we service many products that are already 30 or 40 years old. In any case, we make every effort to offer a rapid, diligent, personalized service.

WHAT HAPPENS IF I NEED NEW PROTECTIVE COVERS, ETC.?

If you send the product for repair directly to SWAROVSKI OPTIK in Absam, Austria, we will also replace any worn parts at no extra cost.

HOW DO I LOOK AFTER THE OPTICS IN MY SWAROVSKI OPTIK PRODUCT PROPERLY?

We recommend using the special microfiber cloth for the lenses, which comes with all of our products. If necessary, it can be cleaned in lukewarm soapy water. The best way to remove larger particles is by first using an optical brush, like the one in the SWAROVSKI OPTIK cleaning set. If the eyecups are dirty, you can simply unscrew and clean them.



ARE THERE ANY SPECIFIC CARE INSTRUCTIONS FOR THE HOUSING?

It is very easy to care for the housing's exterior: you only need to wipe it with a soft, damp

cloth. However, the special microfiber cloth is not suitable for this as it is only intended for the optics. No solvents should be used either as they damage the surface.



HOW SHOULD I STORE MY SWAROVSKI OPTIK PRODUCT AND HOW SHOULD I PROTECT IT FROM HUMIDITY?

The best place for your SWAROVSKI OPTIK product is in your pocket or somewhere that is well ventilated. If it is wet, it must be dried first. If you are traveling in tropical regions or areas with a high level of humidity, you should definitely put it in an airtight container with a humidity absorbent such as silica gel.

For more information about our extensive customer service, visit WWW.SWAROVSKIOPTIK.COM/KUNDENSERVICE

SWAROVSKI OPTIK
PRODUCTS





RIFLE SCOPES

Z6(i)

- Z6i 1-6x24
- Z6i 1-6x24 EE
- Z6(i) 1.7-10x42 (BT)
- Z6(i) 2-12x50 (BT)
- Z6(i) 2.5-15x44 P (BT)
- Z6(i) 2.5-15x56 P (BT)
- Z6(i) 3-18x50 P (BT)
- Z6(i) 5-30x50 P (BT)



Z4i^(!)

- Z4i 1.25-4x24
- Z4i 2.5-10x56
- Z4i 3-12x50



Z5

- Z5 3.5-18x44 P (BT)
- Z5 5-25x52 P (BT)



Z3

- Z3 3-9x36
- Z3 3-10x42
- Z3 4-12x50 (BT)



X5(i) NEW

- X5(i) 3.5-18x50
- X5(i) 5-25x56



SPOTTING SCOPES

ATX/STX

- 25-60x65 objective module
- 25-60x85 objective module
- 30-70x95 objective module

- ATX eyepiece module
- STX eyepiece module



STR 80 NEW

- STR 20-60x80
- STR 25-50x80



(!) not available in North America



ATS/STS

ATS 65/STS 65
ATS 80/STS 80



CTC/CTS⁽¹⁾

CTC 30x75
CTS 85 body



BINOCULARS

EL **NEW**

EL 8x32 W B**
EL 10x32 W B**
EL 8.5x42 W B*
EL 10x42 W B*
EL 10x50 W B*
EL 12x50 W B*



with FieldPro package



CL COMPANION

CL Companion 8x30 B
CL Companion 10x30 B



SLC

SLC 8x42 W B
SLC 10x42 W B
SLC 8x56 W B⁽¹⁾
SLC 10x56 W B⁽¹⁾
SLC 15x56 W B



CL POCKET

CL Pocket 8x25 B
CL Pocket 10x25 B



HABICHT⁽¹⁾

Habicht 7x42*
Habicht 8x30 W*
Habicht 10x40 W*
Habicht 7x42 GA**
Habicht 10x40 W GA**



BINOCULARS WITH RANGEFINDER

EL RANGE **NEW**

EL Range 8x42 W B
EL Range 10x42 W B



with FieldPro package



⁽¹⁾ not available in North America

RIFLE SCOPE ACCESSORIES

SR (!)

SWAROVSKI OPTIK Rail mounting rail



SLP-E

scope lens protector for Z6(i) eyepieces



SLP-O

scope lens protector for relevant Z6(i), Z4i, Z5, and Z3 objective lenses



THROW LEVER (!!)

quick power adjustment



SG

scope guard



PBC

personalized ballistic cam



PXC NEW

personalized extreme cam



(!) not available in North America

(!!) only available in North America

BINOCULAR ACCESSORIES

BG/BGP NEW**

bino guard/bino guard pro



BSP NEW

bino suspender pro



WES

winged eyecup set



TA-SLC

tripod adapter for SLC



LCS/LCSP NEW**

lift carrying strap/lift carrying strap pro



FSSP NEW

floating shoulder strap pro



CCS/CCSP NEW**

comfort carrying strap/comfort carrying strap pro



UTA

universal tripod adapter



FBP NEW

field bag pro



PA-i5

adapter for iPhone®* 5/5s



PA-i6 NEW

adapter for iPhone®* 6



** for EL and EL Range binoculars with FieldPro package



SPOTTING SCOPE ACCESSORIES

TLS APO

Apochromatic Telephoto Lens System



DCB II

digital camera base



PA-i5

adapter for iPhone®* 5/5s



PA-i6 **NEW**

adapter for iPhone®* 6



TLS 800

Telephoto Lens System



ADAPTER RINGS

for TLS APO and TLS 800



EYEPIECES

25-50x W wide angle
20-60x



SOC

stay-on case ATX/STX



SOC

stay-on case ATX/STX



SSR II

spotting scope rail



TS

tree fixing screw



TRIPODS

AT 101 aluminum tripod
CT 101 carbon fiber tripod
CT Travel carbon fiber tripod



DH 101

tripod head



SSC **NEW**

spotting scope cap



WE **NEW**

winged eyecup



MRS **NEW**

mounting rail set for STR



GENERAL ACCESSORIES

CS

cleaning set



* iPhone is a trademark of Apple Inc.



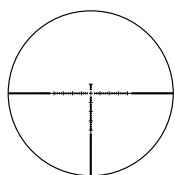
		X5/X5i 3.5-18x50 P 1/4 MOA IMPACT POINT ADJUSTMENT	X5/X5i 5-25x56 P 1/4 MOA IMPACT POINT ADJUSTMENT	X5/X5i 5-25x56 P 1/8 MOA IMPACT POINT ADJUSTMENT
Magnification		3.5-18x	5-25x	5-25x
Field of view (m/100 m/ft/100 yds)		10-2.1/30.0-6.3	7.0-1.5/21.0-4.5	7.0-1.5/21.0-4.5
Eye relief (mm)		95	95	95
Exit pupil diameter (mm)		9.5-2.8	9.5-2.3	9.5-2.3
Light transmission (%)		91	90	90
Max. elevation/windage adjustment range (m/100 m/in/100 yds) / MOA		3.4-2.0/122.4-72.0 / 116-67	2.4-1.5/86.4-54.0 / 82-50	2.4-1.5/86.4-54.0 / 82-50
Impact point correction/click (mm/100 m/in/100 yds) / MOA		7.20/0.26 / 1/4 MOA	7.20/0.26 / 1/4 MOA	3.60/0.13 / 1/8 MOA
Weight with battery (g/oz)	L	810/870 28.6/30.7	850/910 30.0/32.1	850/910 30.0/32.1
	non-illuminated/ illuminated			
Central tube diameter (mm/in)		30/1.2	30/1.2	30/1.2
Reticles	non-illuminated	BRM, 4W, 4WX	BRM, 4W, 4WX	PLEX
	illuminated	BRM-I+, 4W-I+, 4WX-I+	BRM-I+, 4W-I+, 4WX-I+	PLEX-I+

Functional temperature: -20°C/+55°C (-4°F to +131°F) · Storage temperature: -30°C/+70°C (-22°F to +158°F) · Water tight: submersible to 4 m (13 ft) water depth (inert gas filling)

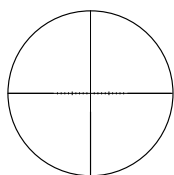
L = light alloy for ring mounting, P = Parallax Turret · All the specifications given are typical values.
We reserve the right to make changes regarding design and delivery. We accept no liability for printing errors. All models are only available in the L version.

X5 RETICLES

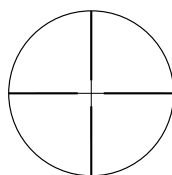
NON-ILLUMINATED RETICLES



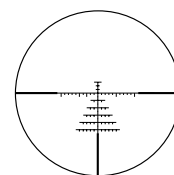
4WX
1/4 MOA



4W
1/4 MOA

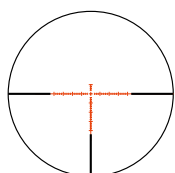


PLEX
1/8 MOA

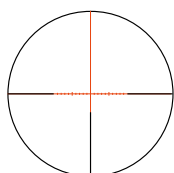


BRM
1/4 MOA

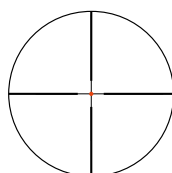
ILLUMINATED RETICLES



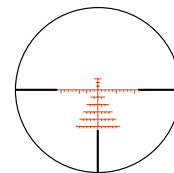
4WX-I+
1/4 MOA



4W-I+
1/4 MOA



PLEX-I+
1/8 MOA



BRM-I+
1/4 MOA

1) 1 MOA distances
2) 2 MOA distances



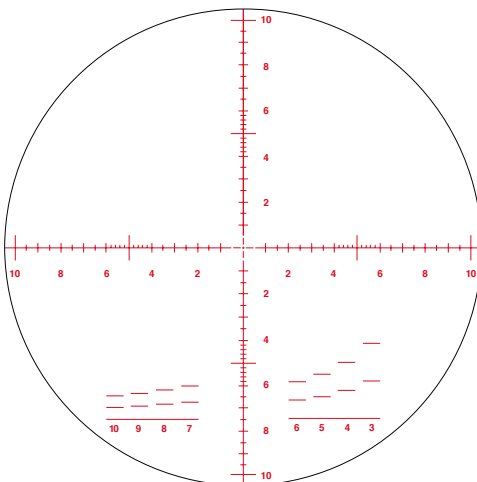
	STR 20-60x80	STR 25-50x80 W
Magnification	20-60x	25-50x
Effective objective lens diameter (mm)	80	80
Eye relief (mm)	17	17
Field of view (m/1,000 m/ft/1,000 yds)	36-20/108-60	42-27/126-81
Field of view, apparent (degrees)	40-65	60-70
Length (mm/in)*	403/15.9	403/15.9
Weight without battery (g/oz)	1,995/70.4	2,030/71.6
Reticle with ballistic turret	MRAD, MOA	MRAD, MOA

Functional temperature: -40°C/+55°C (-40°F to +131°F) · Storage temperature: -40°C/+70°C (-40°F to +158°F) · Water tight: submersible to 4 m (13 ft) water depth (inert gas filling)

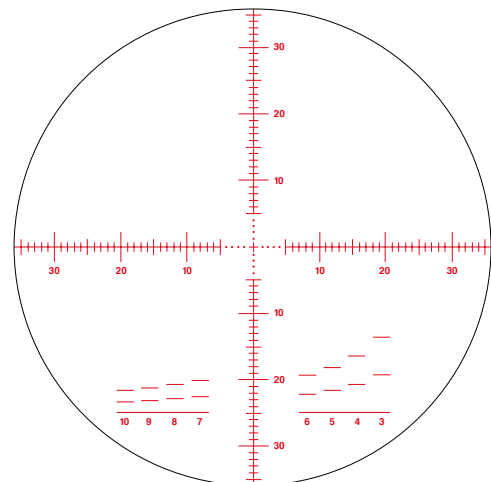
W = wide angle · *Value with eyecups twisted in / Further technical specifications at: WWW.SWAROVSKIOPTIK.COM

STR 80 RETICLE

ILLUMINATED RETICLE



MRAD-I 60x magnification



MOA-I 60x magnification

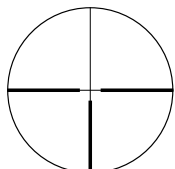


	Z6i 1-6x24	Z6i 1-6x24 EE	Z6/Z6i 1.7-10x42	Z6/Z6i 2-12x50	Z6/Z6i 2.5-15x44 P	Z6/Z6i 2.5-15x56 P	Z6/Z6i 3-18x50 P	Z6/Z6i 5-30x50 P	
Magnification	1-6x	1-6x	1.7-10x	2-12x	2.5-15x	2.5-15x	3-18x	5-30x	
Field of view (m/100 m/ft/100 yds)	42.5-6.8 127.5-20.4	33.5-5.4 100.5-16.2	25.2-4.2 75.6-12.6	21-3.5 63-10.5	16-2.7 48-8.1	16.5-2.7 49.5-8.1	13.3-2.2 39.9-6.6	7.9-1.3 23.7-3.9	
Eye relief (mm)	95	120	95	95	95	95	95	95	
Exit pupil diameter (mm)	9.6-4	10.8-4	9.6-4.2	9.6-4.2	9.5-2.9	9.5-3.8	9.5-2.8	9.5-1.7	
Light transmission (%)	90	91	90	90	90	91	90	90	
Max. elevation/windage adjustment range (m/100 m/in/100 yds)	2/72	2.1/75.6	1.5/54	1.5/54	1.8/1 64.8/36	1.8/1 64.8/36	1.8/1 64.8/36	1.2/0.7 43.2/25.2	
Impact point correction/click (mm/100 m/in/100 yds)	15/0.54	15/0.54	10/0.36	10/0.36	10/0.36	10/0.36	5 ¹ /0.18	5 ¹ /0.18	
Weight (g/oz)	L non-illuminated/ illuminated	-/450 14.5/15.9	-/445 -/15.7	465/500 16.4/17.6	515/550 18.2/19.4	565/585 19.9/20.6	645/680 22.8/24	585/625 20.6/22	595/635 21/22.4
	SR non-illuminated/ illuminated	-/470 -/16.6	-	-/515 -/18.2	-/565 -/19.9	-/615 -/21.7	-/690 -/24.3	-/640 -/22.6	-
Central tube diameter (mm/in)	30/1.18	30/1.18	30/1.18	30/1.18	30/1.18	30/1.18	30/1.18	30/1.18	
Reticles	non-illuminated	-	-	4A ²	4A ²	-	4A ²	4A-300 ²	Plex ² BRH ²
	illuminated	4-I, CD-I, LD-I, BRT-I	4-I ² , CD-I ²	4A-I, CD-I, LD-I, 4A-300-I	4A-I, 4A-300-I, BRX-I ²	4A-I ² , BRX-I ²	4A-I, 4A-300-I, BRX-I	4A-I ² , 4A-300-I ² , BRX-I ²	4A-I ² , 4A-300-I ² , BRX-I ²
	with Ballistic Turret	-	-	4A-I	4A-I, 4W-I	4A ² , 4A-I	4A ² , 4A-I, 4W-I	Plex ² , 4A-I, 4W-I	Plex ² , 4A-I ² , 4W-I ²
Reticles North America ²	non-illuminated	BRT	-	Plex, BRH	Plex, BRH	Plex, BRH	4A, Plex, 7A, BRH	Plex, BRH	BRH
	illuminated	4-I, CD-I, BRT-I	4-I, CD-I	4A-I, CD-I	4A-I, BRH-I	4A-I, BRH-I	4A-I, BRH-I	4A-I, BRH-I	4A-I, BRH-I
	with Ballistic Turret	-	-	4A-I	4A-I, 4W-I	Plex, 4W, 4A-I	Plex, 4W, 4A-I, 4W-I	Plex, 4W, 4A-I, 4W-I	Plex, 4W, 4A-I, 4W-I

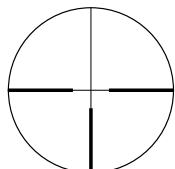
Functional temperature: -20°C/+55°C (-4°F to +131°F) · Storage temperature: -30°C/+70°C (-22°F to +158°F)
Water tight: submersible to 4 m (13 ft) water depth (inert gas filling)

RIFLE SCOPE RETICLES

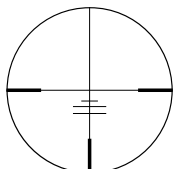
NON-ILLUMINATED RETICLES



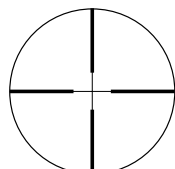
4



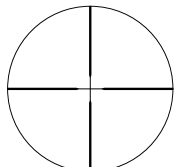
4A



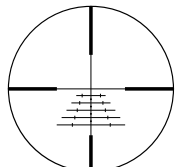
4A-300 (!)



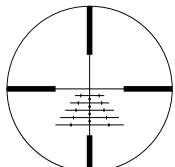
7A



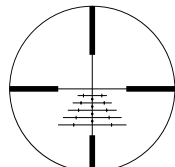
PLEX



BRX

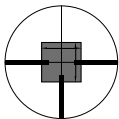


BRH

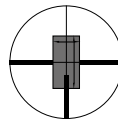


BRT

(!) not available in North America



Quadratic reticle adjustment area. When adjusting the reticle, the full adjustment range is available both horizontally and vertically.



Rectangular reticle adjustment range. Specially designed for long-range shooting: providing even greater elevation.

The reticle range is constantly updated. You will always find the latest information at: WWW.SWAROVSKIOPTIK.COM

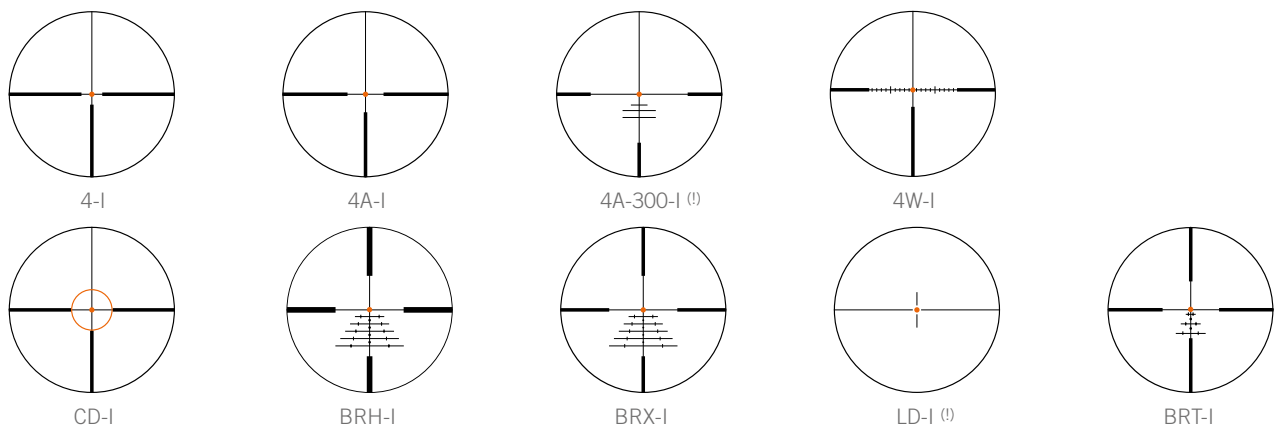


	Z4i (!) 1.25-4x24	Z4i (!) 3-12x50	Z4i (!) 2.5-10x56	Z5 3.5-18x44 P	Z5 5-25x52 P	Z3 3-9x36	Z3 3-10x42	Z3 4-12x50	
Magnification	1.25-4x	3-12x	2.5-10x	3.5-18x	5-25x	3-9x	3.3-10x	4-12x	
Field of view (m/100 m/ft/100 yds)	32.8-10.4 98.4-31.2	11-3.5 33-10.5	13.2-4.1 39.6-12.3	10-2 30-6	7.3-1.5 21.9-4.5	13-4.5 39-13.5	11-3.9 33-11.7	9.7-3.3 29.1-9.9	
Eye relief (mm)	90	90	90	95	95	90	90	90	
Exit pupil diameter (mm)	12.5-6	13.1-4.2	13.1-5.6	10-2.4	9.6-2.1	12-4	12.6-4.2	12.5-4.2	
Light transmission (%)	92	93	92	90	90	90	90	90	
Max. elevation/windage adjustment range (m/100 m/in/100 yds)	3.3 118.8	1.1 39.6	1.3 46.8	1.6/1.0 58/36	1.2/0.7 43/25	1.6/1.6 58/58	1.4/1.4 50/50	1.2/1.2 43/43	
Impact point correction/click (mm/100 m/in/100 yds)	15/0.54	10/0.36	10/0.36	7/0.25	7/0.25	7/0.25	7/0.25	7/0.25	
Weight (g/oz)	L non-illuminated/illuminated	-/420 -/14.8	-/520 -/18.3	-/575 -/20.3	450/- 15.9/-	495/- 17.5/-	340/- 12/-	360/- 12.7/-	410/- 14.5/-
	SR illuminated	-	540/19	595/21	-	-	-	-	-
Central tube diameter (mm/in)	30/1.18	30/1.18	30/1.18	25.4/1	25.4/1	25.4/1	25.4/1	25.4/1	
Reticles	non-illuminated	-	-	-	BRX ²	BRX ²	4A ²	4A ² , BRX ²	4A ² , BRX ²
	illuminated	4-I ²	4A-I, 4A-300-I ²	4A-I, 4A-300-I ²	-	-	-	-	-
	with Ballistic Turret	-	-	-	4 ²	4 ²	-	-	Plex ²
Reticles North America ²	non-illuminated	-	-	-	Plex, BRX, BRH	Plex, BRX, BRH	4A, Plex	4A, Plex, BRX, BRH	4A, Plex, BRX, BRH
	with Ballistic Turret	-	-	-	4W, Plex	4W, Plex	-	-	4W, Plex

Functional temperature: -20°C/+55°C (-4°F to +131°F) · Storage temperature: -30°C/+70°C (-22°F to +158°F)
 Water tight: submersible to 4 m (13 ft) water depth (inert gas filling)

L = light alloy for ring mounting · SR = light alloy with SWAROVSKI OPTIK Rail · P = Parallax Turret · BT = Ballistic Turret
¹ for models with BT at an elevation of 10 mm/100 m (0.36 in/100 yds) · ² only available in the L version · (!) not available in North America
 Further technical specifications at: WWW.SWAROVSKIOPTIK.COM

ILLUMINATED RETICLES



(!) not available in North America

SUBTENSION DIMENSION PROGRAM

The free subtension dimension program allows you to quickly obtain all the precise subtension dimensions for your reticle for all SWAROVSKI OPTIK rifle scopes. These dimensions can be calculated not only for all optional magnifications but also for different distances.



A detailed description is available at SUBTENSIONS.SWAROVSKIOPTIK.COM



(1)

	EL 8x32 W B	EL 10x32 W B	EL 8.5x42 W B	EL 10x42 W B	EL 10x50 W B	EL 12x50 W B
Magnification	8x	10x	8.5x	10x	10x	12x
Effective objective lens diameter (mm)	32	32	42	42	50	50
Field of view (m/1,000 m/ft/1,000 yds)	141/423	120/360	133/399	112/336	115/345	100/300
Field of view, apparent (degrees)	61	64	60	60	62	63
Eye relief (mm)	20	20	20	20	20	19
Light transmission (%)	90	90	90	90	90	90
Dimensions L* x W** x H** (mm/in)	138 x 126 x 57 5.3 x 5.0 x 2.2	138 x 126 x 57 5.3 x 5.0 x 2.2	160 x 131 x 61 6.3 x 5.2 x 2.4	160 x 131 x 61 6.3 x 5.2 x 2.4	174 x 131 x 67 6.8 x 5.2 x 2.6	174 x 131 x 67 6.8 x 5.2 x 2.6
Approx. weight (g/oz)	595/21	595/21	800/28	800/28	999/35	999/35



(1)

	SLC 8x42 W B	SLC 10x42 W B	SLC 8x56 W B (!)	SLC 10x56 W B (!)	SLC 15x56 W B
Magnification	8x	10x	8x	10x	15x
Effective objective lens diameter (mm)	42	42	56	56	56
Field of view (m/1,000 m/ft/1,000 yds)	136/408	110/330	133/400	110/330	78/234
Field of view, apparent (degrees)	61	61	60	60	62
Eye relief (mm)	18.5	16	23	19.5	16
Light transmission (%)	91	91	93	93	93
Dimensions L* x W** x H** (mm/in)	149 x 120 x 63 5.9 x 4.7 x 2.5	144 x 120 x 63 5.7 x 4.7 x 2.5	194 x 141 x 73 7.64 x 5.55 x 2.87	192 x 141 x 73 7.56 x 5.55 x 2.87	192 x 141 x 73 7.56 x 5.55 x 2.87
Approx. weight (g/oz)	795/28	765/27	1,225/43.2	1,195/42.2	1,200/42.3



(1)



(1)

	CL Companion 8x30 B	CL Companion 10x30 B	CL Pocket 8x25 B	CL Pocket 10x25 B
Magnification	8x	10x	8x	10x
Effective objective lens diameter (mm)	30	30	25	25
Field of view (m/1,000 m/ft/1,000 yds)	124/372	100/300	119/357	98/294
Field of view, apparent (degrees)	55	55	52	53
Eye relief (mm)	15	14	17	17
Light transmission (%)	91	91	88	88
Dimensions L* x W** x H** (mm/in)	119 x 114 x 58 4.7 x 4.5 x 2.3	119 x 114 x 58 4.7 x 4.5 x 2.3	110 x 98 x 46 4.3 x 3.9 x 1.8	110 x 98 x 46 4.3 x 3.9 x 1.8
Approx. weight (g/oz)	500/17.6	515/18.2	345/12.2	350/12.3

Functional temperature: -25°C/+55°C (-13°F to +131°F) · Storage temperature: -30°C/+70°C (-22°F to +158°F) · Water tight: submersible to 4 m (13 ft) water depth (inert gas filling)

(!) not available in North America



	EL Range 8x42 W B	EL Range 10x42 W B	HABICHT 8x30 W	HABICHT 10x40 W	HABICHT 7x42
Magnification	8x	10x	8x	10x	7x
Effective objective lens diameter (mm)	42	42	30	40	42
Field of view (m/1,000 m/ft/1,000 yds)	137/411	110/330	136/408	108/324	114/342
Field of view, apparent (degrees)	61	61	60	60	46
Eye relief (mm)	19.2	17.3	12	13	14
Light transmission (%)	91	91	96	96	96
Dimensions L* x W** x H** (mm/in)	166 x 137 x 81 6.5 x 5.4 x 3.2	160 x 137 x 81 6.3 x 5.4 x 3.2	114 x 160 x 53 4.49 x 6.3 x 2.09	151 x 172 x 95 5.94 x 6.77 x 2.17 GA: 154 x 175 x 59 6.06 x 6.89 x 2.32	150 x 175 x 94 5.91 x 6.89 x 2.13 GA: 154 x 177 x 58 6.06 x 6.97 x 2.28
Approx. weight (without battery EL Range) (g/oz)	895/31.6	880/31	540/19	690/24.3 GA: 790/27.9	680/24 GA: 760/26.8
Measurement range (m/yds)	30-1,375/33-1,500		-	-	-
Measurement precision (m/yds)	± 1/± 1		-	-	-
Add-on program	SWAROAIM		-	-	-
Operating time	1,000 measurements		-	-	-
Laser	Class 1 EN/FDA		-	-	-
Conversion	Yard/meter		-	-	-

EL Range functional temperature: -10°C/+55°C (+14°F to +131°F) · HABICHT functional temperature: -25°C/+55°C (-13°F to +131°F)
 Storage temperature: -30°C/+70°C (-22°F to +158°F) · Water tight: submersible to 4 m (13 ft) water depth (inert gas filling)



		ATX/STX 25-60x65	ATX/STX 25-60x85	ATX/STX 30-70x95
Magnification		25-60x	25-60x	30-70x
Effective objective lens diameter (mm)		65	85	95
Field of view (m/1,000 m/ft/1,000 yds)		41-23/124-68	41-23/124-68	35-19/104-57
Field of view, apparent (degrees)		57-71	57-71	57-71
Eye relief (mm)		20	20	20
Length (mm/in)*	Angled view (ATX)	339/13.3	372/14.6	426/16.8
	Straight view (STX)	367/14.4	400/15.7	454/17.9
Weight (g/oz)	Angled view (ATX)	1,585/55.9	1,910/67.4	2,150/75.8
	Straight view (STX)	1,640/57.8	1,965/69.3	2,205/77.8
Focal length with TLS APO (mm)		750-1,800	750-1,800	900-2,100

Functional temperature: -25°C/+55°C (-13°F to +131°F) · Storage temperature: -30°C/+70°C (-22°F to +158°F) · Water tight: submersible to 4 m (13 ft) water depth (inert gas filling)

W = wide angle · B = eyepiece for eyeglass wearers · GA = rubber armoring · (1) individually adjustable twist-in eyecup · *Value with eyecups twisted in

**Dimensions at interpupillary distance of 64 mm (2.5 in) · Further technical specifications at: WWW.SWAROVSKIOPTIK.COM



with eyepiece		ATS/STS 65		ATS/STS 80	
		25-50x	20-60x	25-50x	20-60x
Magnification		25-50x	20-60x	25-50x	20-60x
Effective objective lens diameter (mm)		65	65	80	80
Field of view (m/1,000 m/ft/1,000 yds)		42-27/126-81	36-20/108-60	42-27/126-81	36-20/108-60
Field of view, apparent (degrees)		60-70	40-65	60-70	40-65
Eye relief (mm)		17	17	17	17
Length (mm/in)	Angled view (ATS)	411/16.2	411/16.2	441/17.4	441/17.4
	Straight view (STS)	391/15.4	391/15.4	421/16.6	421/16.6
Weight (g/oz)	Angled view (ATS)	1,405/49.6	1,370/48.4	1,675/59.1	1,640/57.9
	Straight view (STS)	1,375/48.5	1,340/47.3	1,645/58	1,610/56.8

Functional temperature: -25°C/+55°C (-13°F to +131°F) · Storage temperature: -30°C/+70°C (-22°F to +158°F) · Water tight: submersible to 4 m (13 ft) water depth (inert gas filling)



	CTC 30x75	CTS 85	Eyepiece 25-50x W	Eyepiece 20-60x
Magnification	30x	–	25-50x	20-60x
Effective objective lens diameter (mm)	75	85	–	–
Field of view (m/1,000 m/ft/1,000 yds)	41/123	–	42-27/126-81	36-20/108-60
Field of view, apparent (degrees)	66	–	60-70	40-59
Eye relief (mm)	16	–	17	17
Approx. length (mm/in)	308/490 12.1/19.3	246/436 9.7/17.2	86/3.4	86/3.4
Approx. weight (g/oz)	1,200/42.3	1,400/47.7	295/10.4	260/9.2

Functional temperature: -25°C/+55°C (-13°F to +131°F) · Storage temperature: -30°C/+70°C (-22°F to +158°F)



	TLS APO	DCB II	TLS 800	PA-i5	PA-i6	SSR II
Dimensions L x W x H (mm/in)	102 x 93 x 82.5 4 x 3.7 x 3.2	220 x 92 x 180 8.7 x 3.6 x 7.1	142 x 60 x 55 5.6 x 2.4 x 2.3	129 x 64 x 12 5 x 2.5 x 0.5	144 x 72 x 7.5 5.7 x 2.8 x 0.3	185 x 60 x 60 7.3 x 2.4 x 2.4
Approx. weight (g/oz)	198/7	330/12	240/8.6	39/1.4	30/1.1	350/12

Tripod legs	CT 101	CT Travel	AT 101	CT 101 + DH 101	CT Travel + DH 101	AT 101 + DH 101	Tripod head	DH 101
(cm/in)	170/58 66.9/22.8	170/50 66.9/19.7	190/69 74.8/27.2	182/- 71.7/-	182/- 71.7/-	202/- 79.5/-	(cm/in)	12/4.7
(kg/oz)	1.5/5 52.9/176.4	1.4/5 49.4/176.4	1.9/5 67/176.4	2.1/5 72.3/176.4	2/5 68.8/176.4	2.5/5 86.4/176.4	(g/kg/oz/oz)	550/5 19.4/176.4

Connection thread 3/8" UNC for all tripods · Connection thread 1/4" UNC for tripod head

W = wide angle · (!) not available in North America



SWAROVSKIOPTIK.COM *ONLINE*

You will find the entire SWAROVSKI OPTIK product range by visiting our website at WWW.SWAROVSKIOPTIK.COM. There you will find detailed information about binoculars, spotting scopes, digiscoping equipment, and accessories, as well as valuable tips and tricks from the professionals.

You can also order from now on all our products directly from the online store at WWW.SWAROVSKIOPTIK.COM.

Enjoy the world of SWAROVSKI OPTIK even more by joining our community:

WWW.FACEBOOK.COM/SWAROVSKIOPTIK
WWW.YOUTUBE.COM/USER/DIGISCOPINGVIDEOS
WWW.TWITTER.COM/SWAROVSKIOPTIK
WWW.PINTEREST.COM/SWAROVSKIOPTIK

SWAROVSKI OPTIK *CUSTOMER SERVICE*

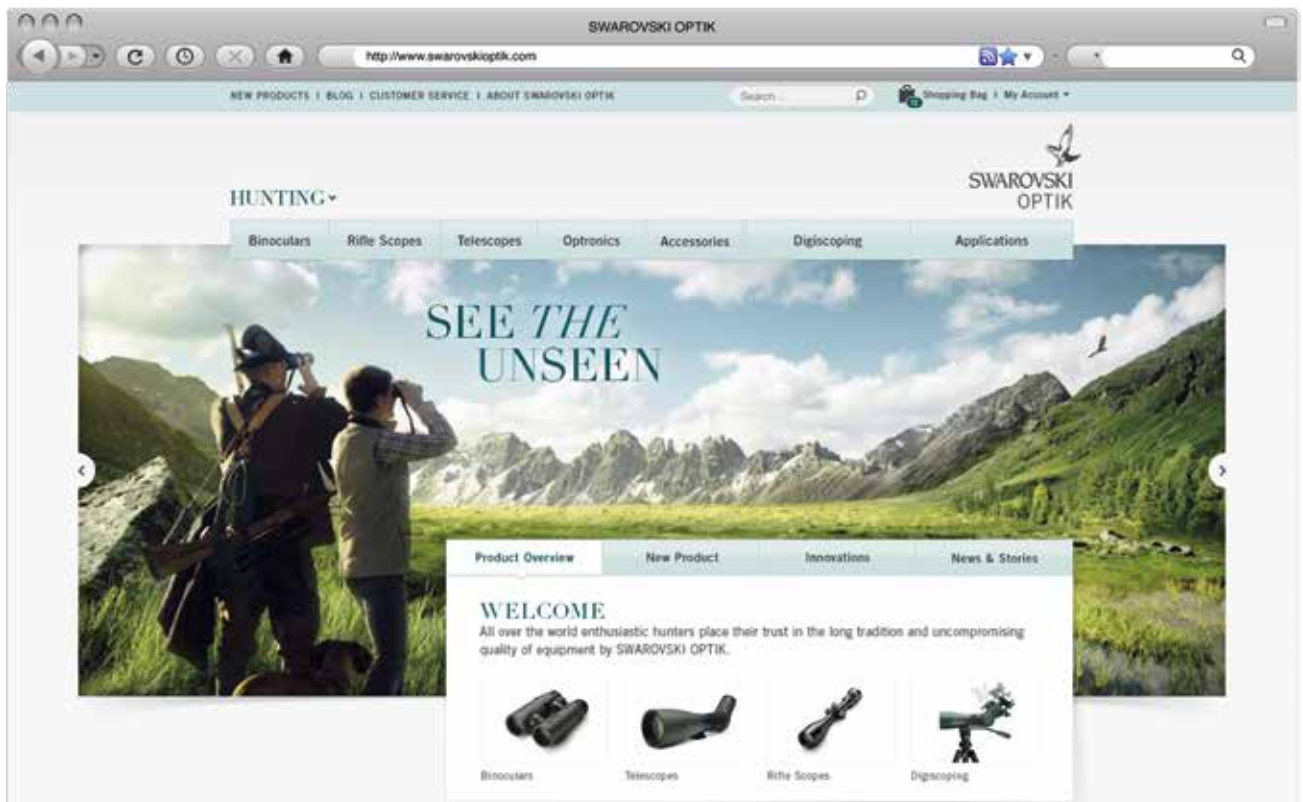
If you have any queries about SWAROVSKI OPTIK products, our customer service department is available and happy to provide you with help and advice.

CUSTOMER SERVICE INTERNATIONAL

00800 3242 5056 (Mon-Thu 08.00-17.00, Fri 08.00-12.00),
CUSTOMERSERVICE@SWAROVSKIOPTIK.COM

CUSTOMER SERVICE NORTH AMERICA

(800) 426 3089 (Mon-Fri 09.00-17.00), INFO@SWAROVSKIOPTIK.US



SWAROVSKI OPTIK

[NEW PRODUCTS](#) | [BLOG](#) | [CUSTOMER SERVICE](#) | [ABOUT SWAROVSKI OPTIK](#)

Search ... Shopping Bag | My Account

HUNTING ▾

Binoculars Rifle Scopes Telescopes Optonics Accessories Digiscoping Applications

SEE THE UNSEEN

Product Overview New Product Innovations News & Stories

WELCOME
All over the world enthusiastic hunters place their trust in the long tradition and uncompromising quality of equipment by SWAROVSKI OPTIK.

Binoculars Telescopes Rifle Scopes Digiscoping